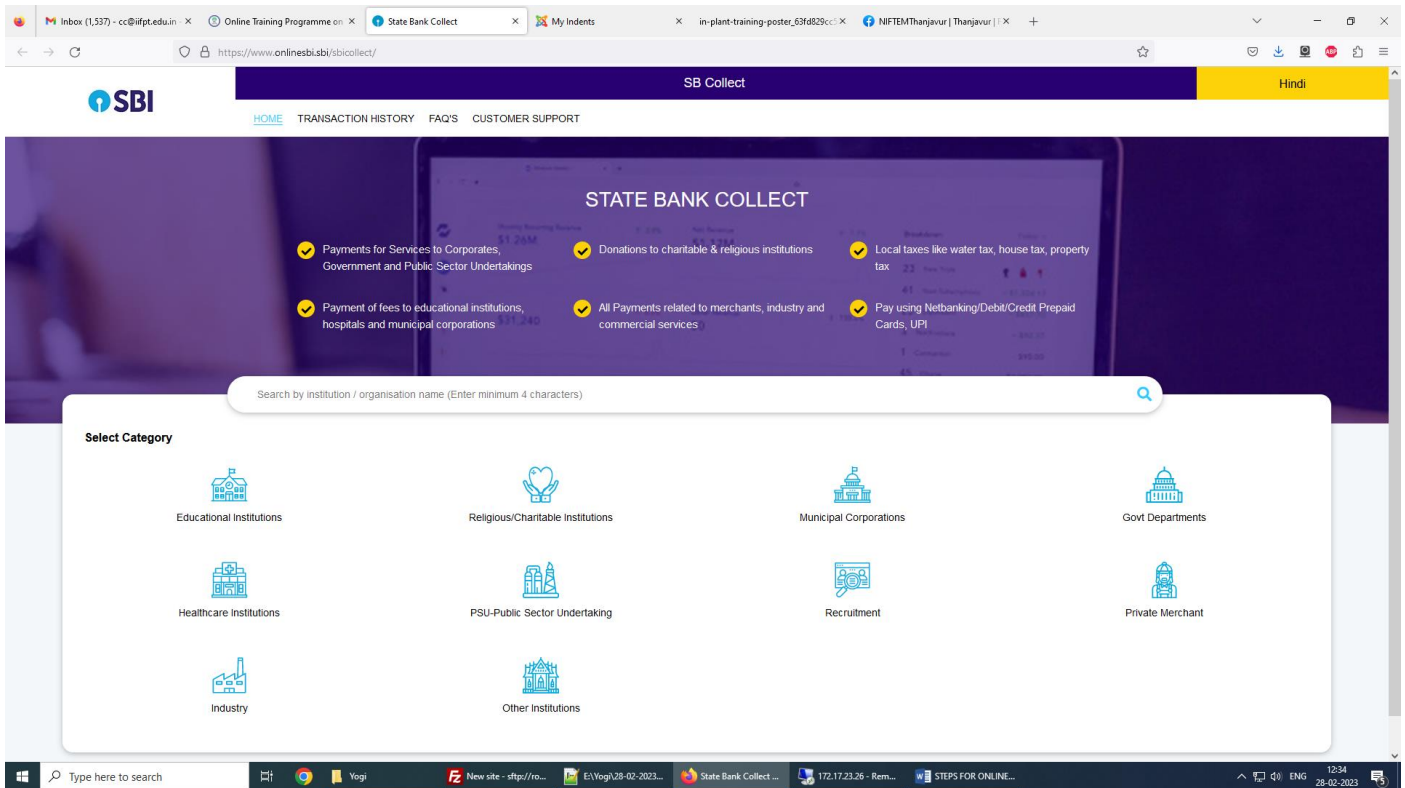


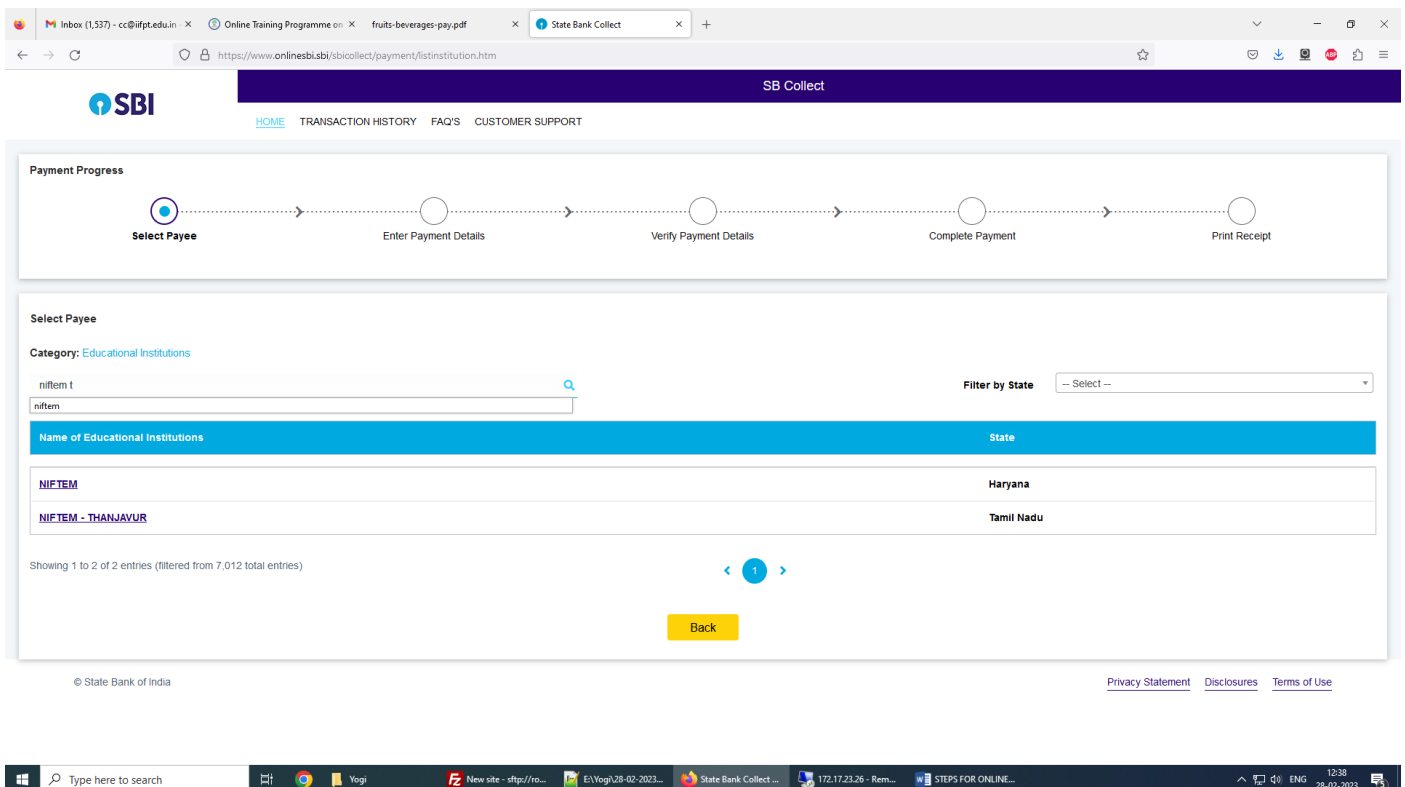
# Steps for Admission Application Fee Payment

Step 1: Open SBI Collect in your browser. Link: <https://www.onlinesbi.com/sbcollect/icollecthome.htm>

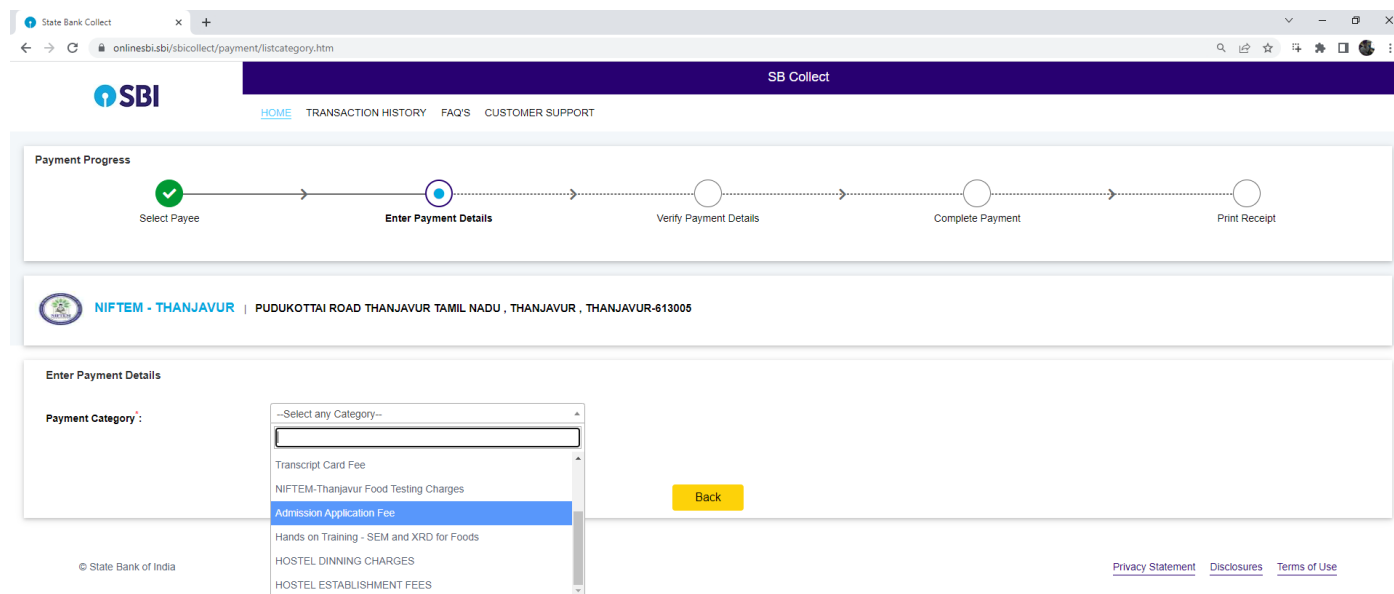
Select “**Educational Institutions**”



Step 2: Select “Institution” as “**NIFTEM - Thanjavur**”.



### Step 3: Select “Payment Category” as “Admission Application Fee”



The screenshot shows the SB Collect payment interface. At the top, there's a navigation bar with the SBI logo and links for HOME, TRANSACTION HISTORY, FAQ'S, and CUSTOMER SUPPORT. Below this is a 'Payment Progress' section with a timeline showing five steps: Select Payee (completed), Enter Payment Details (current step), Verify Payment Details, Complete Payment, and Print Receipt. The main content area displays the payee information: NIFTEM - THANJAVUR, PUDUKOTTAI ROAD THANJAVUR TAMIL NADU, THANJAVUR, THANJAVUR-613005. The 'Enter Payment Details' section has a 'Payment Category' dropdown menu open, showing a list of categories. 'Admission Application Fee' is highlighted in blue. A yellow 'Back' button is visible to the right of the dropdown. At the bottom, there's a copyright notice for the State Bank of India and links for Privacy Statement, Disclosures, and Terms of Use.

State Bank Collect

SB Collect

HOME TRANSACTION HISTORY FAQ'S CUSTOMER SUPPORT

Payment Progress

Select Payee Enter Payment Details Verify Payment Details Complete Payment Print Receipt

NIFTEM - THANJAVUR | PUDUKOTTAI ROAD THANJAVUR TAMIL NADU , THANJAVUR , THANJAVUR-613005

Enter Payment Details

Payment Category : --Select any Category--

Transcript Card Fee

NIFTEM-Thanjavur Food Testing Charges

Admission Application Fee

Hands on Training - SEM and XRD for Foods

HOSTEL DINNING CHARGES

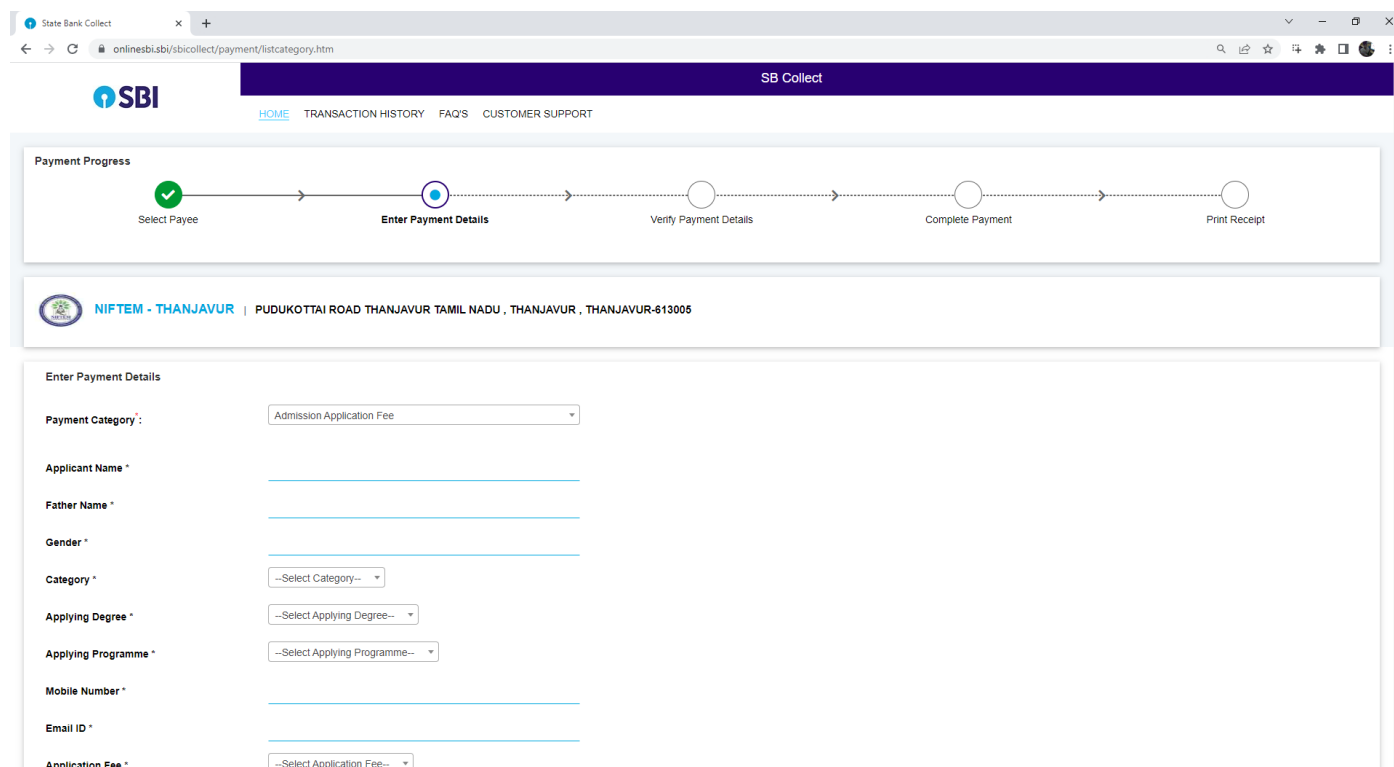
HOSTEL ESTABLISHMENT FEES

Back

© State Bank of India

[Privacy Statement](#) [Disclosures](#) [Terms of Use](#)

### Step 5: Fill the form with your details and proceed the payment



The screenshot shows the SB Collect payment interface, similar to the previous one, but now the 'Enter Payment Details' form is filled out. The 'Payment Category' dropdown is now closed and shows 'Admission Application Fee'. The form fields are as follows: 'Applicant Name' (text input), 'Father Name' (text input), 'Gender' (text input), 'Category' (dropdown menu, showing '--Select Category--'), 'Applying Degree' (dropdown menu, showing '--Select Applying Degree--'), 'Applying Programme' (dropdown menu, showing '--Select Applying Programme--'), 'Mobile Number' (text input), 'Email ID' (text input), and 'Application Fee' (dropdown menu, showing '--Select Application Fee--').

State Bank Collect

SB Collect

HOME TRANSACTION HISTORY FAQ'S CUSTOMER SUPPORT

Payment Progress

Select Payee Enter Payment Details Verify Payment Details Complete Payment Print Receipt

NIFTEM - THANJAVUR | PUDUKOTTAI ROAD THANJAVUR TAMIL NADU , THANJAVUR , THANJAVUR-613005

Enter Payment Details

Payment Category : Admission Application Fee

Applicant Name \*

Father Name \*

Gender \*

Category \* --Select Category--

Applying Degree \* --Select Applying Degree--

Applying Programme \* --Select Applying Programme--

Mobile Number \*

Email ID \*

Application Fee \* --Select Application Fee--

State Bank Collect

onlinesbi.sbi/sbicollect/payment/listcategory.htm

Email ID \*

Application Fee \*

--Select Application Fee--

Remarks :

Keep the Receipt Safely

Enter Your Details

Individual

Organisation / Corporate

Name \* :

Date of Birth \* :

Mobile No \* :

Email ID :

[dd/mm/yyyy]

On successful completion of payment, you will receive the transaction reference number on this email ID

I have read and agreed to the [Terms & Conditions](#)

Enter the text as shown in the image \*

Select one of the Captcha options \*

Image Captcha

Audio Captcha

4k38n

Back

Reset

Next

© State Bank of India

[Privacy Statement](#) [Disclosures](#) [Terms of Use](#)