

# Steps for One Day Training Programme on Application of High-Pressure Processing for liquid food products - Registration

Step 1: Open SBI Collect in your browser. Link: <https://www.onlinesbi.com/sbicollect/icollecthome.htm>

Accept the terms and conditions and click “**Proceed**”

The screenshot shows the State Bank Collect homepage. At the top, there is a navigation bar with 'Products & Services' and 'Know More'. Below this is a banner with the SBI logo and the text 'STATE BANK COLLECT A MULTI-MODAL PAYMENT PORTAL'. The main content area contains a 'DISCLAIMER CLAUSE' section with several bullet points detailing the terms of use. A 'Proceed' button is located at the bottom right of the disclaimer section. The footer includes '© State Bank of India' and links for 'Privacy Statement', 'Disclosure', and 'Terms of Use'.

State Bank Collect

Products & Services Know More

STATE BANK COLLECT  
A MULTI-MODAL PAYMENT PORTAL

DISCLAIMER CLAUSE

Terms Used

- > Corporate Customer: Firm/Company/Institution (F/C/I) collecting payment from their beneficiaries.
- > User: The beneficiary making a payment to F/C/I for the services/goods availed.
- > Bank shall not be responsible, in any way, for the quality or merchantability of any product/merchandise or any of the services related thereto, whatsoever, offered to the User by the Corporate Customer. Any disputes regarding the same or delivery of the Service or otherwise will be settled between Corporate Customer and the User and Bank shall not be a party to any such dispute. Any request for refund by the User on any grounds whatsoever should be taken up directly with the Corporate Customer and the Bank will not be concerned with such a request.
- > Bank takes no responsibility in respect of the services provided and User shall not be entitled to make any claim against the Bank for deficiency in the services provided by the Corporate Customer.
- > The User shall not publish, display, upload or transmit any information prohibited under Rule 3(2) of the Information Technology (Intermediaries guidelines) Rules, 2011.
- > In case of non-compliance of the terms and conditions of usage by the User, the Bank has the right to immediately terminate the access or usage rights of the User to the computer resource of the Bank and remove the non-compliant information.

☒ I have read and accepted the terms and conditions stated above.  
(Click Check Box to proceed for payment.)

Proceed

© State Bank of India Privacy Statement Disclosure Terms of Use

Step 2: Select “State of Corporate / Institution” as “**Tamil Nadu**” and “Type of Corporate / Institution” as “**Educational Institutions**”. Then click “**Go**”

The screenshot shows the State Bank Collect registration page. At the top, there is a navigation bar with 'State Bank Collect' and 'State Bank Mops'. Below this is a header with 'State Bank Collect / State Bank Collect' and an 'Exit' button. The main content area contains a form titled 'Select State and Type of Corporate / Institution'. The form has two dropdown menus: 'State of Corporate / Institution' with 'Tamil Nadu' selected, and 'Type of Corporate / Institution' with 'Educational Institutions' selected. A 'Go' button is located below the form. A red box at the bottom contains a disclaimer. The footer includes '© State Bank of India' and links for 'Privacy Statement', 'Disclosure', and 'Terms of Use'.

State Bank Collect State Bank Mops

State Bank Collect / State Bank Collect Exit

State Bank Collect 01-Jul-2020 [03:10 PM IST]

Select State and Type of Corporate / Institution

State of Corporate / Institution \* Tamil Nadu

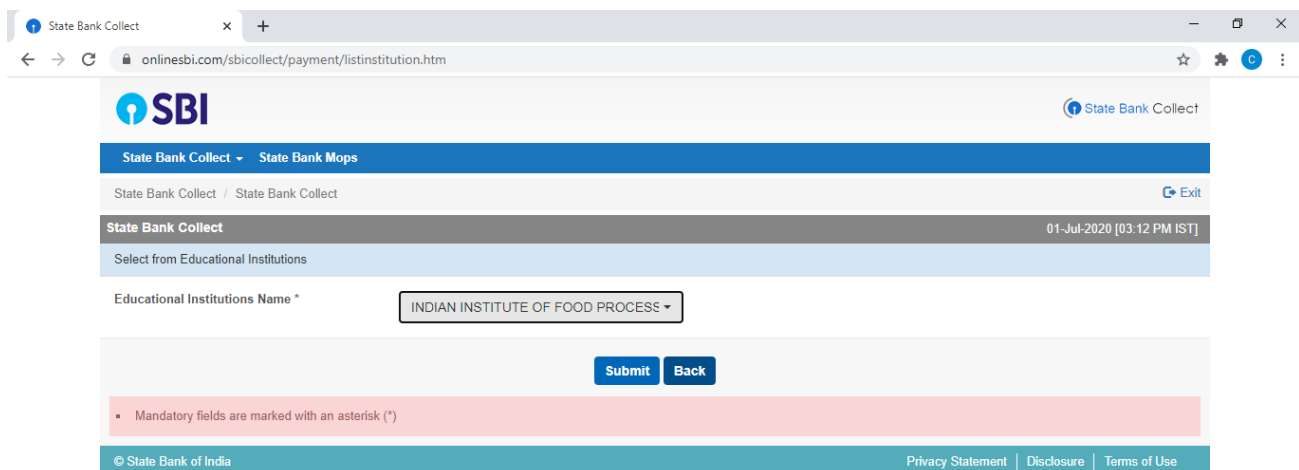
Type of Corporate / Institution \* Educational Institutions

Go

Mandatory fields are marked with an asterisk (\*)  
State Bank Collect is a unique service for paying online to educational institutions, temples, charities and/or any other corporates/institutions who maintain their accounts with the Bank.

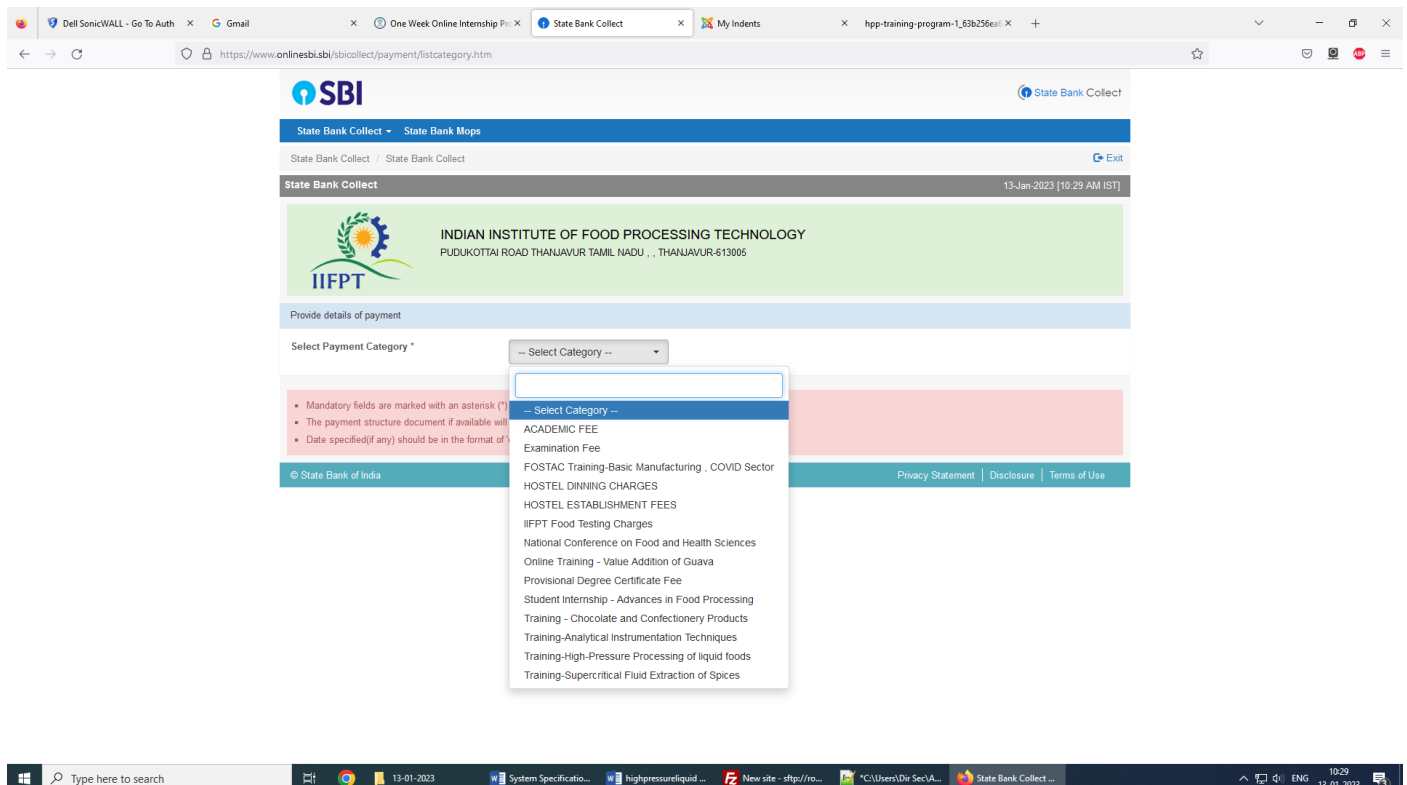
© State Bank of India Privacy Statement Disclosure Terms of Use

Step 3: Select “Educational Institutions Name” as “**INDIAN INSTITUTE OF FOOD PROCESSING TECHNOLOGY**” and click “**Submit**”.



The screenshot shows the State Bank Collect website interface. The header includes the SBI logo and 'State Bank Collect'. The main content area is titled 'State Bank Collect / State Bank Mops'. Below this, there's a section for 'State Bank Collect' with a timestamp '01-Jul-2020 [03:12 PM IST]'. The main heading is 'Select from Educational Institutions'. Underneath, there's a form with a label 'Educational Institutions Name \*' and a dropdown menu showing 'INDIAN INSTITUTE OF FOOD PROCESS'. Below the dropdown are 'Submit' and 'Back' buttons. A red banner at the bottom states 'Mandatory fields are marked with an asterisk (\*)'. The footer includes '© State Bank of India' and links for 'Privacy Statement', 'Disclosure', and 'Terms of Use'.

Step 4: select “Select Payment Category” as “**Training – Analytical Instrumentation Techniques**”




The screenshot shows the State Bank Collect website interface. The header includes the SBI logo and 'State Bank Collect'. The main content area is titled 'State Bank Collect / State Bank Mops'. Below this, there's a section for 'State Bank Collect' with a timestamp '13-Jan-2023 [10:29 AM IST]'. The main heading is 'Provide details of payment'. Underneath, there's a form with a label 'Select Payment Category \*' and a dropdown menu. The dropdown menu is open, showing a list of categories: 'ACADEMIC FEE', 'Examination Fee', 'FOSTAC Training-Basic Manufacturing , COVID Sector', 'HOSTEL DINNING CHARGES', 'HOSTEL ESTABLISHMENT FEES', 'IIFPT Food Testing Charges', 'National Conference on Food and Health Sciences', 'Online Training - Value Addition of Guava', 'Provisional Degree Certificate Fee', 'Student Internship - Advances in Food Processing', 'Training - Chocolate and Confectionery Products', 'Training-Analytical Instrumentation Techniques', 'Training-High-Pressure Processing of liquid foods', and 'Training-Supercritical Fluid Extraction of Spices'. The 'Training – Analytical Instrumentation Techniques' category is selected. A red banner at the bottom states 'Mandatory fields are marked with an asterisk (\*)'. The footer includes '© State Bank of India' and links for 'Privacy Statement', 'Disclosure', and 'Terms of Use'.

## Step 5: Fill the form with your details and proceed the payment

State Bank Collect - State Bank Mops

State Bank Collect / State Bank Collect [Exit](#)

State Bank Collect 13-Jan-2023 [12:30 PM IST]

 **INDIAN INSTITUTE OF FOOD PROCESSING TECHNOLOGY**  
PUDUKOTTAI ROAD THAJAVUR TAMIL NADU , THAJAVUR-613005

Provide details of payment

Select Payment Category \* Training-Analytical Instrumentation Techniques ▾

Name \*

Father Name \*

Email ID \*

Mobile Number \*

Profession \*

Organization \*

Town/City \*

District \*

State \*

Hands-on Training Fee \*  Fixed-Rs.2950

Remarks

District \*

State \*


Hands-on Training Fee \*  Fixed-Rs.2950

Remarks

• Keep the Receipt Safely

Please enter your Name, Date of Birth (For Personal Banking) / Incorporation (For Corporate Banking) & Mobile Number.  
This is required to reprint your e-receipt / remittance(PAP) form, if the need arises.

Name \*

Date Of Birth / Incorporation \*  


Mobile Number \*

Email Id

Enter the text as shown in the image \*

Select one of the Captcha options \*

☒ Image Captcha ☐ Audio Captcha



[Submit](#) [Reset](#) [Back](#)

• Mandatory fields are marked with an asterisk (\*)  
• The payment structure document if available will contain detailed instructions about the online payment process.  
• Date specified(if any) should be in the format of 'ddmmyyyy'. Eg., 02082008  
• For Amount fields, only numbers are allowed and for free text fields (mandatory), following special characters are allowed: / @ - \_ &

© State Bank of India [Privacy Statement](#) [Disclosure](#) [Terms of Use](#)