

National Institute of Food Technology, Entrepreneurship and Management-Thanjavur (NIFTEM-T)

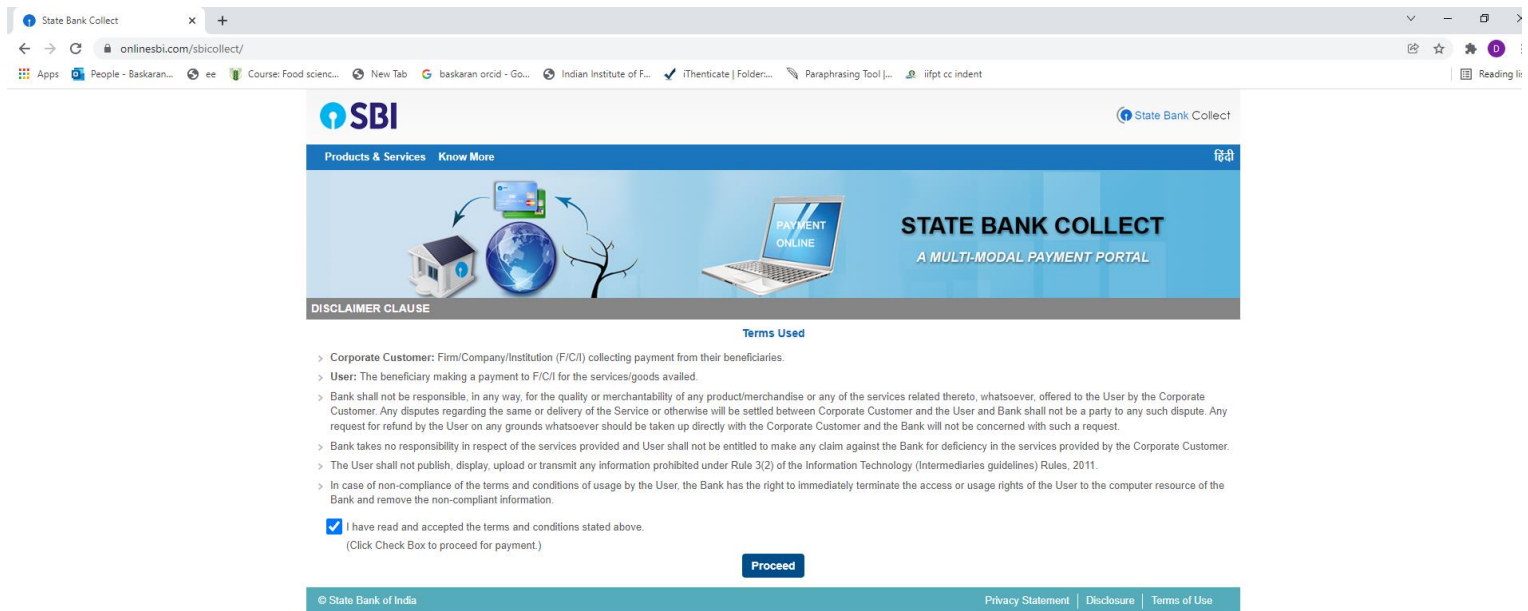
B.Tech (Food Technology) Student Admission (2022- 2023)

Online Registration for Physical Reporting

Step 1: Open SBI Collect in your browser link:

<https://www.onlinesbi.com/sbicollect/>

Accept the terms and conditions and click “Proceed”



The screenshot shows the SBI Collect website interface. At the top, there is a navigation bar with the SBI logo and the text "State Bank Collect". Below this is a banner with the text "STATE BANK COLLECT A MULTI-MODAL PAYMENT PORTAL". The main content area displays the "Terms Used" section, which includes several bullet points detailing the bank's responsibilities and the user's obligations. A checkbox is checked, indicating that the user has read and accepted the terms. A "Proceed" button is visible at the bottom of the terms section.

Terms Used

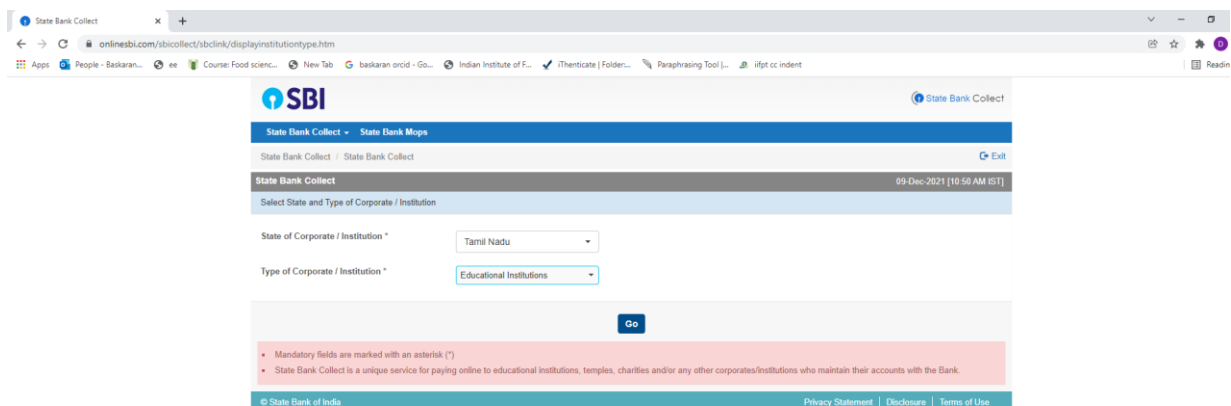
- > Corporate Customer: Firm/Company/Institution (F/C/I) collecting payment from their beneficiaries.
- > User: The beneficiary making a payment to F/C/I for the services/goods availed.
- > Bank shall not be responsible, in any way, for the quality or merchantability of any product/merchandise or any of the services related thereto, whatsoever, offered to the User by the Corporate Customer. Any disputes regarding the same or delivery of the Service or otherwise will be settled between Corporate Customer and the User and Bank shall not be a party to any such dispute. Any request for refund by the User on any grounds whatsoever should be taken up directly with the Corporate Customer and the Bank will not be concerned with such a request.
- > Bank takes no responsibility in respect of the services provided and User shall not be entitled to make any claim against the Bank for deficiency in the services provided by the Corporate Customer.
- > The User shall not publish, display, upload or transmit any information prohibited under Rule 3(2) of the Information Technology (Intermediaries guidelines) Rules, 2011.
- > In case of non-compliance of the terms and conditions of usage by the User, the Bank has the right to immediately terminate the access or usage rights of the User to the computer resource of the Bank and remove the non-compliant information.

I have read and accepted the terms and conditions stated above.
(Click Check Box to proceed for payment.)

Proceed

© State Bank of India | Privacy Statement | Disclosure | Terms of Use

Step 2: Select State of Corporate / Institution as “*Tamil Nadu*” and Type of Corporate / Institution as “*Educational Institutions*”. Then click “Go”

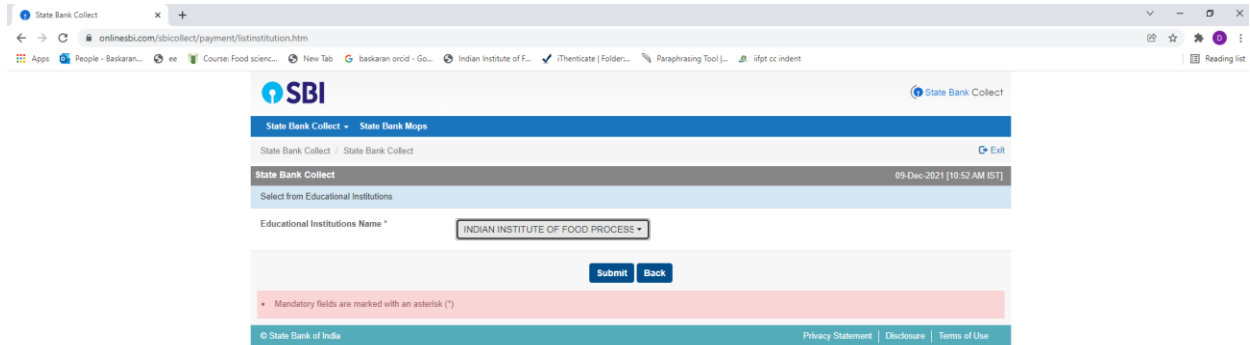


The screenshot shows the SBI Collect website interface for selecting the state and type of corporate/institution. The page title is "State Bank Collect - State Bank Mops". The main content area displays a form with two dropdown menus: "State of Corporate / Institution" and "Type of Corporate / Institution". The "State of Corporate / Institution" dropdown is set to "Tamil Nadu" and the "Type of Corporate / Institution" dropdown is set to "Educational Institutions". A "Go" button is visible below the form. A red banner at the bottom of the form contains the following text:

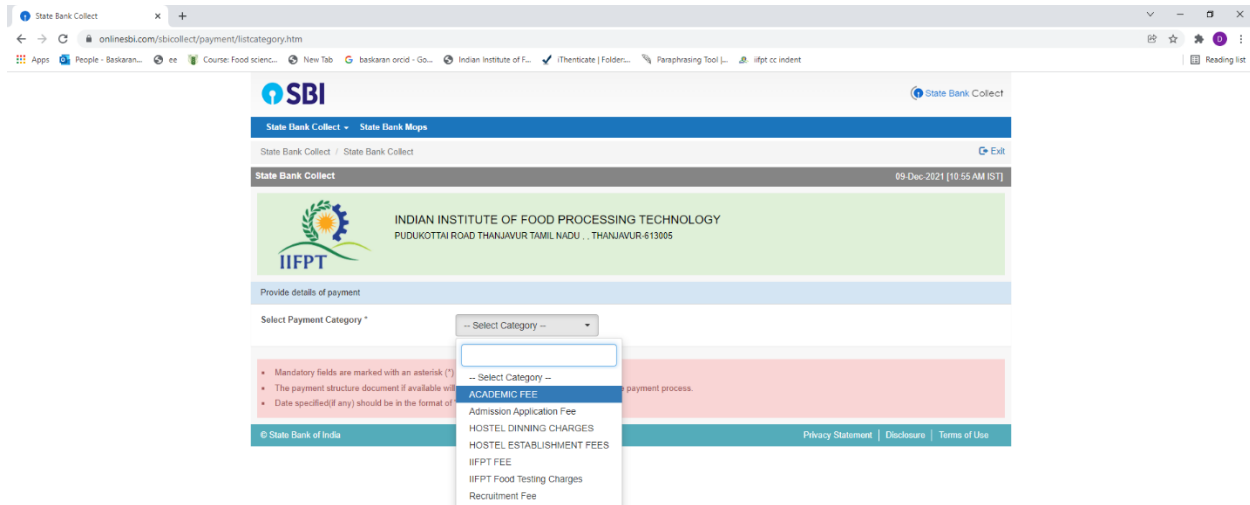
- Mandatory fields are marked with an asterisk (*)
- State Bank Collect is a unique service for paying online to educational institutions, temples, charities and/or any other corporates/institutions who maintain their accounts with the Bank.

© State Bank of India | Privacy Statement | Disclosure | Terms of Use

Step 3: Select **Educational Institutions Name** as **“INDIAN INSTITUTE OF FOOD PROCESSING TECHNOLOGY”** and click **“Submit”**.



Step 4: Select **Payment Category** as **“ACADEMIC FEE”**



Step 5: Fill the form with your details and proceed the payment.

Enter ID Number – Your JEE Application Number

DEGREE: B.Tech (Food Technology) ; **YEAR AND SEMESTER/TRIMESTER** - I Year & I Semester

The screenshot shows a web browser window with the URL onlinesbi.com/sbicollect/payment/showpaymentdetails.htm. The page header includes the IIFPT logo and name: **INDIAN INSTITUTE OF FOOD PROCESSING TECHNOLOGY**, PUDUKOTTAI ROAD THANJAVUR TAMIL NADU - 7, THANJAVUR-612005. The main heading is "Provide details of payment".

Select Payment Category *: A dropdown menu is set to "ACADEMIC FEE".

IDNO *: [Text input field]

STUDENT NAME *: [Text input field]

DEGREE *: [Text input field]

YEAR AND SEMESTER/TRIMESTER *: [Text input field]

REMARKS *: [Text input field]

AMOUNT *: [Text input field]

Remarks

- Check the details before submit. Save the PDF form for future reference
- For further details contact Academic ICPT

Please enter your Name, Date of Birth (For Personal Banking) / Incorporation (For Corporate Banking) & Mobile Number. This is required to report your e-receipt / remittance(RUPI) form, if the need arises.

Name *: [Text input field]

Date Of Birth / Incorporation *: [Text input field]

Mobile Number *: [Text input field]

Email Id: [Text input field]

Enter the text as shown in the image * [Text input field] **EA413**

Submit **Rewet** **Back**

• Mandatory fields are marked with an asterisk (*)
• The payment structure document if available will contain detailed instructions about the online payment process.
• Date specification (any) should be in the format of "ddmmyyyy". Eg. 02062008

If you have any Queries, please contact to following members

1. Dr. N.Baskaran
Assistant Professor
Mobile : 9486086221
2. Dr. V.Eyarkai Nambi
Associate Professor
Mobile : 8667744673