

# Steps for Online Training Programme on "Preparation of chocolate and confectionery products" - Registration

Step 1: Open SBI Collect in your browser. Link: <https://www.onlinesbi.com/sbicollect/icollecthome.htm>

Accept the terms and conditions and click “**Proceed**”

The screenshot shows the SBI Collect homepage. At the top, there is a navigation bar with 'Products & Services' and 'Know More'. Below this is a banner with the SBI logo and the text 'STATE BANK COLLECT A MULTI-MODAL PAYMENT PORTAL'. The main content area contains a 'DISCLAIMER CLAUSE' section with several bullet points detailing the terms of use. A 'Proceed' button is located at the bottom right of the disclaimer section. The footer includes '© State Bank of India' and links for 'Privacy Statement', 'Disclosure', and 'Terms of Use'.

State Bank Collect

Products & Services Know More

STATE BANK COLLECT  
A MULTI-MODAL PAYMENT PORTAL

DISCLAIMER CLAUSE

Terms Used

- > Corporate Customer: Firm/Company/Institution (F/C/I) collecting payment from their beneficiaries.
- > User: The beneficiary making a payment to F/C/I for the services/goods availed.
- > Bank shall not be responsible, in any way, for the quality or merchantability of any product/merchandise or any of the services related thereto, whatsoever, offered to the User by the Corporate Customer. Any disputes regarding the same or delivery of the Service or otherwise will be settled between Corporate Customer and the User and Bank shall not be a party to any such dispute. Any request for refund by the User on any grounds whatsoever should be taken up directly with the Corporate Customer and the Bank will not be concerned with such a request.
- > Bank takes no responsibility in respect of the services provided and User shall not be entitled to make any claim against the Bank for deficiency in the services provided by the Corporate Customer.
- > The User shall not publish, display, upload or transmit any information prohibited under Rule 3(2) of the Information Technology (Intermediaries guidelines) Rules, 2011.
- > In case of non-compliance of the terms and conditions of usage by the User, the Bank has the right to immediately terminate the access or usage rights of the User to the computer resource of the Bank and remove the non-compliant information.

☒ I have read and accepted the terms and conditions stated above.  
(Click Check Box to proceed for payment.)

Proceed

© State Bank of India Privacy Statement Disclosure Terms of Use

Step 2: Select “State of Corporate / Institution” as “**Tamil Nadu**” and “Type of Corporate / Institution” as “**Educational Institutions**”. Then click “**Go**”

The screenshot shows the SBI Collect registration form. The form has two dropdown menus: 'State of Corporate / Institution' and 'Type of Corporate / Institution'. The first dropdown is set to 'Tamil Nadu' and the second is set to 'Educational Institutions'. A 'Go' button is located below the dropdowns. The footer includes '© State Bank of India' and links for 'Privacy Statement', 'Disclosure', and 'Terms of Use'.

State Bank Collect

State Bank Collect / State Bank Collect

State Bank Collect 01-Jul-2020 [03:10 PM IST]

Select State and Type of Corporate / Institution

State of Corporate / Institution \* Tamil Nadu

Type of Corporate / Institution \* Educational Institutions

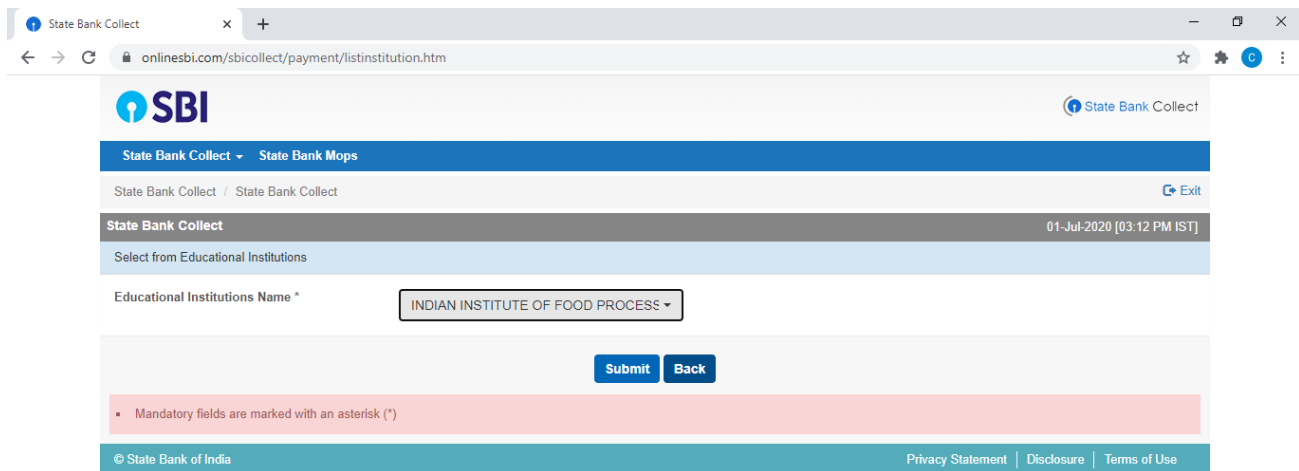
Go

Mandatory fields are marked with an asterisk (\*)

State Bank Collect is a unique service for paying online to educational institutions, temples, charities and/or any other corporates/institutions who maintain their accounts with the Bank.

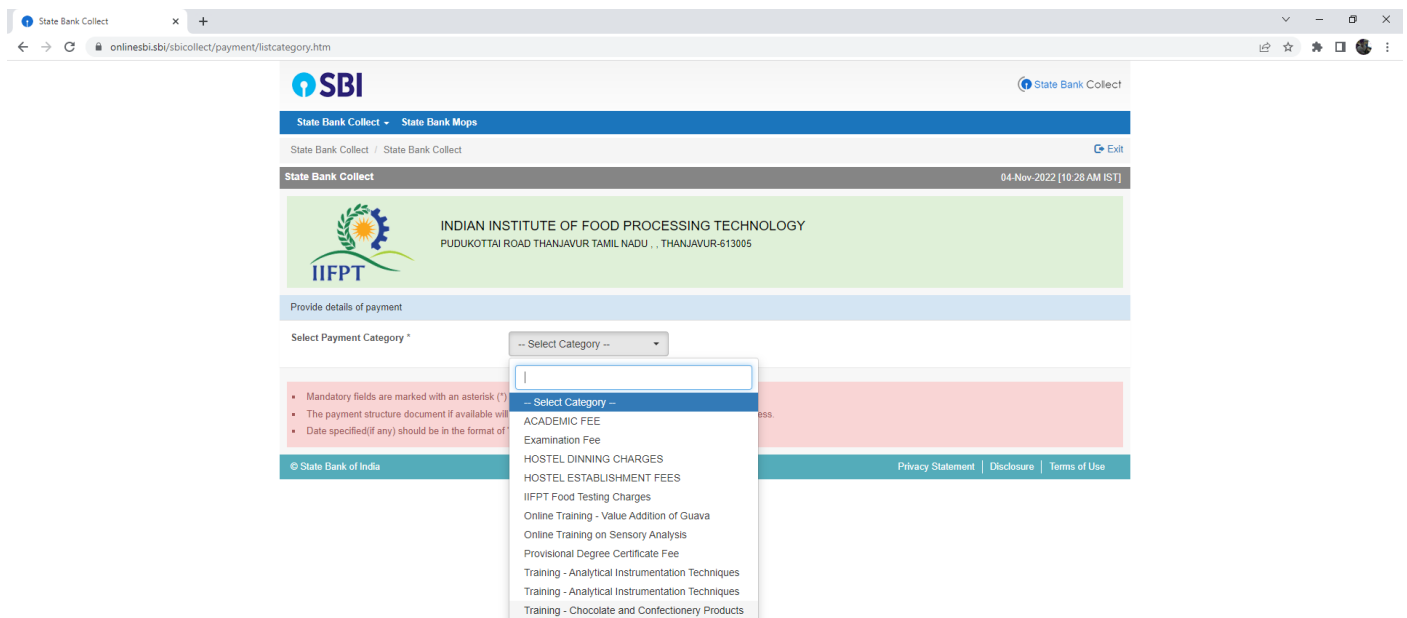
© State Bank of India Privacy Statement Disclosure Terms of Use

Step 3: Select “Educational Institutions Name” as “**INDIAN INSTITUTE OF FOOD PROCESSING TECHNOLOGY**” and click “**Submit**”.



The screenshot shows the State Bank Collect website interface. The header includes the SBI logo and 'State Bank Collect'. The main content area is titled 'Select from Educational Institutions'. Below this, there is a dropdown menu for 'Educational Institutions Name' which is currently set to 'INDIAN INSTITUTE OF FOOD PROCESS'. There are 'Submit' and 'Back' buttons. A red banner at the bottom states 'Mandatory fields are marked with an asterisk (\*)'. The footer includes '© State Bank of India' and links for 'Privacy Statement', 'Disclosure', and 'Terms of Use'.

Step 4: select “Select Payment Category” as “**Training - Chocolate and Confectionery Products**”



The screenshot shows the State Bank Collect website interface. The header includes the SBI logo and 'State Bank Collect'. The main content area is titled 'Provide details of payment'. Below this, there is a dropdown menu for 'Select Payment Category' which is currently set to '-- Select Category --'. The dropdown menu is open, showing a list of categories including 'ACADEMIC FEE', 'Examination Fee', 'HOSTEL DINNING CHARGES', 'HOSTEL ESTABLISHMENT FEES', 'IIFPT Food Testing Charges', 'Online Training - Value Addition of Guava', 'Online Training on Sensory Analysis', 'Provisional Degree Certificate Fee', 'Training - Analytical Instrumentation Techniques', and 'Training - Chocolate and Confectionery Products'. The 'Training - Chocolate and Confectionery Products' category is selected. A red banner at the bottom states 'Mandatory fields are marked with an asterisk (\*)'. The footer includes '© State Bank of India' and links for 'Privacy Statement', 'Disclosure', and 'Terms of Use'.

## Step 5: Fill the form with your details and proceed the payment

State Bank Collect

onlinesbi.sbi/sbicollect/payment/showpaymentdetails.htm


State Bank Collect

State Bank Collect / State Bank Mops

State Bank Collect / State Bank Collect

State Bank Collect

04-Nov-2022 [10:30 AM IST]



INDIAN INSTITUTE OF FOOD PROCESSING TECHNOLOGY  
PUDUKOTTAI ROAD THANJAVUR TAMIL NADU . , THANJAVUR-613005

Provide details of payment

Select Payment Category \*

Training - Chocolate and Confectionery Products

Name \*

Father Name \*

Mobile Number \*

Email ID \*

Profession \*

Organisation \*

Town/City \*

State \*

Online Training Fee \*

590

Fixed-Rs.590

Remarks

Keep the Receipt Safely

Organisation \*

Town/City \*

State \*

Online Training Fee \*

590

Fixed-Rs.590

Remarks

Keep the Receipt Safely

Please enter your Name, Date of Birth (For Personal Banking) / Incorporation (For Corporate Banking) & Mobile Number.  
This is required to reprint your e-receipt / remittance(PAP) form, if the need arises.

Name \*

Date Of Birth / Incorporation \*

Mobile Number \*


Email Id

Enter the text as shown in the image \*

Select one of the Captcha options \*

Image Captcha

Audio Captcha



Submit

Reset

Back

Mandatory fields are marked with an asterisk (\*)

The payment structure document if available will contain detailed instructions about the online payment process.

Date specified(if any) should be in the format of 'ddmm/yyyy'. Eg., 02082008

For Amount fields, only numbers are allowed and for free text fields (mandatory), following special characters are allowed: / @ - \_ &

© State Bank of India

Privacy Statement | Disclosure | Terms of Use