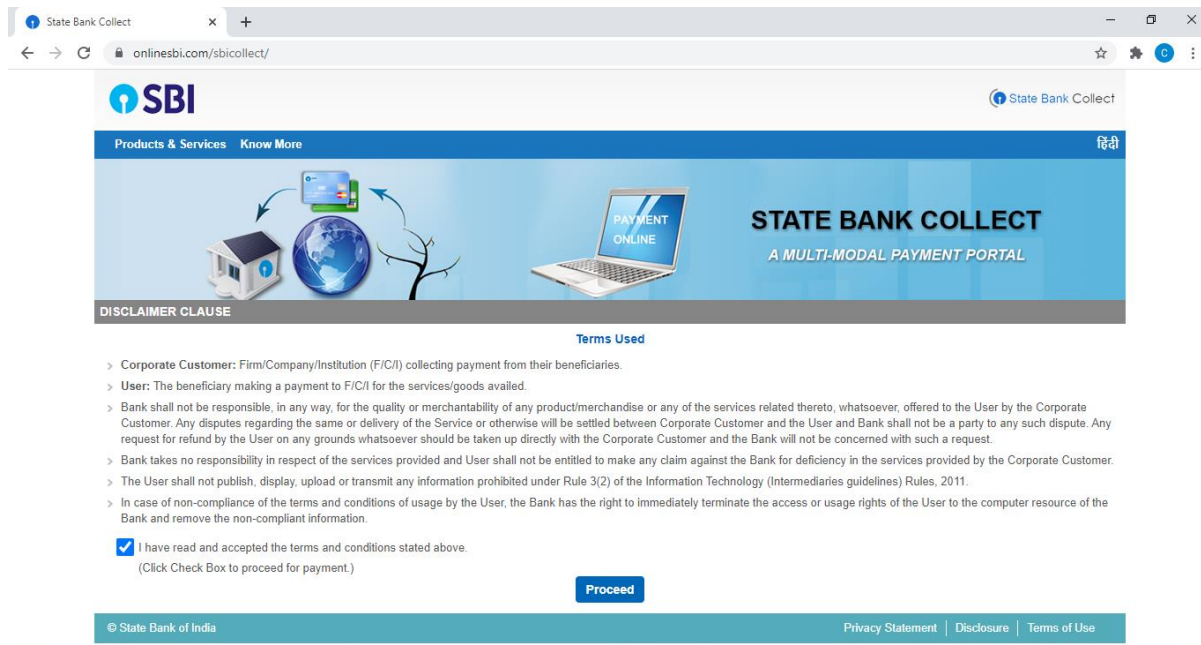


# Steps for Training on Entrepreneurship Development (in Tamil) Registration

Step 1: Open SBI Collect in your browser. Link: <https://www.onlinesbi.com/sbicollect/icollecthome.htm>

Accept the terms and conditions and click “Proceed”



The screenshot shows the SBI Collect homepage. At the top, there is a navigation bar with the SBI logo and the text "State Bank Collect". Below this is a banner with the text "STATE BANK COLLECT A MULTI-MODAL PAYMENT PORTAL". The main content area is titled "DISCLAIMER CLAUSE" and contains several bullet points of terms and conditions. A checkbox is checked, indicating that the user has read and accepted the terms. A "Proceed" button is located at the bottom of the disclaimer section.

State Bank Collect

Products & Services Know More

STATE BANK COLLECT  
A MULTI-MODAL PAYMENT PORTAL

DISCLAIMER CLAUSE

Terms Used

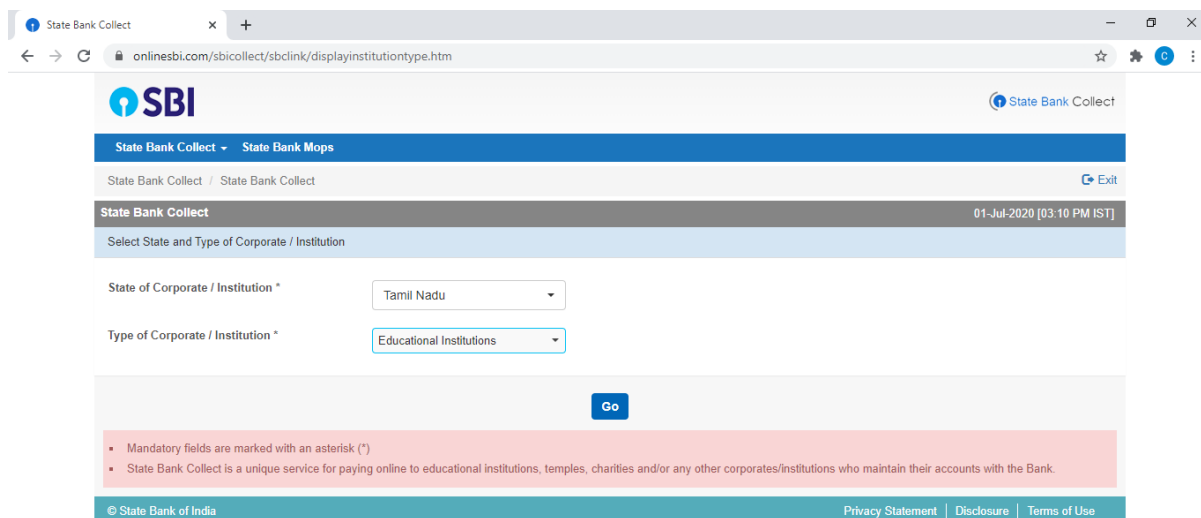
- > Corporate Customer: Firm/Company/Institution (F/C/I) collecting payment from their beneficiaries.
- > User: The beneficiary making a payment to F/C/I for the services/goods availed.
- > Bank shall not be responsible, in any way, for the quality or merchantability of any product/merchandise or any of the services related thereto, whatsoever, offered to the User by the Corporate Customer. Any disputes regarding the same or delivery of the Service or otherwise will be settled between Corporate Customer and the User and Bank shall not be a party to any such dispute. Any request for refund by the User on any grounds whatsoever should be taken up directly with the Corporate Customer and the Bank will not be concerned with such a request.
- > Bank takes no responsibility in respect of the services provided and User shall not be entitled to make any claim against the Bank for deficiency in the services provided by the Corporate Customer.
- > The User shall not publish, display, upload or transmit any information prohibited under Rule 3(2) of the Information Technology (Intermediaries guidelines) Rules, 2011.
- > In case of non-compliance of the terms and conditions of usage by the User, the Bank has the right to immediately terminate the access or usage rights of the User to the computer resource of the Bank and remove the non-compliant information.

I have read and accepted the terms and conditions stated above.  
(Click Check Box to proceed for payment.)

Proceed

© State Bank of India Privacy Statement Disclosure Terms of Use

Step 2: Select “State of Corporate / Institution” as “Tamil Nadu” and “Type of Corporate / Institution” as “Educational Institutions”. Then click “Go”



The screenshot shows the SBI Collect registration page. The page title is "State Bank Collect" and the URL is "onlinesbi.com/sbicollect/sbclink/displayinstitutiontype.htm". The page contains two dropdown menus: "State of Corporate / Institution" with "Tamil Nadu" selected, and "Type of Corporate / Institution" with "Educational Institutions" selected. A "Go" button is located below the dropdowns. A red banner at the bottom of the form area contains the following text: "Mandatory fields are marked with an asterisk (\*)" and "State Bank Collect is a unique service for paying online to educational institutions, temples, charities and/or any other corporates/institutions who maintain their accounts with the Bank." The footer of the page includes "© State Bank of India", "Privacy Statement", "Disclosure", and "Terms of Use".

State Bank Collect

State Bank Collect - State Bank Mops

State Bank Collect / State Bank Collect

State Bank Collect 01-Jul-2020 [03:10 PM IST]

Select State and Type of Corporate / Institution

State of Corporate / Institution \* Tamil Nadu

Type of Corporate / Institution \* Educational Institutions

Go

Mandatory fields are marked with an asterisk (\*)  
State Bank Collect is a unique service for paying online to educational institutions, temples, charities and/or any other corporates/institutions who maintain their accounts with the Bank.

© State Bank of India Privacy Statement Disclosure Terms of Use

Step 3: Select “Educational Institutions Name” as “**INDIAN INSTITUTE OF FOOD PROCESSING TECHNOLOGY**” and click “**Submit**”.

The screenshot shows the SBI State Bank Collect website interface. The browser address bar displays 'onlinesbi.com/sbicollect/payment/listinstitution.htm'. The page header includes the SBI logo and 'State Bank Collect'. Below the header, there is a navigation bar with 'State Bank Collect' and 'State Bank Mops'. The main content area shows 'Select from Educational Institutions' and a dropdown menu for 'Educational Institutions Name' with 'INDIAN INSTITUTE OF FOOD PROCESS' selected. There are 'Submit' and 'Back' buttons below the dropdown. A red banner at the bottom of the form area contains the text: 'Mandatory fields are marked with an asterisk (\*)'. The footer includes '© State Bank of India' and links for 'Privacy Statement', 'Disclosure', and 'Terms of Use'.

Step 4: select “Select Payment Category” as “**Training- Entrepreneurship Development (in Tamil)**”

The screenshot shows the SBI State Bank Collect website interface for the 'listcategory.htm' page. The browser address bar displays 'onlinesbi.sbi/sbicollect/payment/listcategory.htm'. The page header includes the SBI logo and 'State Bank Collect'. Below the header, there is a navigation bar with 'State Bank Collect' and 'State Bank Mops'. The main content area shows 'Provide details of payment' and a dropdown menu for 'Select Payment Category' with 'Training -Entrepreneurship Development (in Tamil )' selected. The dropdown menu lists various categories: ACADEMIC FEE, Academic Admission Application Fee, Examination Fee, HOSTEL DINNING CHARGES, HOSTEL ESTABLISHMENT FEES, Hands-on Training-Microbial identification system, IIFPT FEE, IIFPT Food Testing Charges, Online Training on Preparation Ice Cream, Recruitment Fee, Training -Entrepreneurship Development (in Tamil ), and Workshop on Ozone Technology in Food Processing. There are 'Submit' and 'Back' buttons below the dropdown. A red banner at the bottom of the form area contains the text: 'Mandatory fields are marked with an asterisk (\*)', 'The payment structure document if available will contain detailed instructions about the online payment process.', and 'Date specified(if any) should be in the format of 'ddmmyyy'. Eg., 02082008'. The footer includes '© State Bank of India' and links for 'Privacy Statement', 'Disclosure', and 'Terms of Use'.

## Step 5: Fill the form with your details and proceed the payment

State Bank Collect


onlinesbi.sbi/sbicollect/payment/showpaymentdetails.htm

**SBI** State Bank Collect

State Bank Collect - State Bank Mops

State Bank Collect / State Bank Collect [Exit](#)

State Bank Collect 26-Aug-2022 [04:08 PM IST]

 **INDIAN INSTITUTE OF FOOD PROCESSING TECHNOLOGY**  
PUDUKOTTAI ROAD THANJAVUR TAMIL NADU , THANJAVUR-613005

Provide details of payment

Select Payment Category \* Training -Entrepreneurship Development (in Tamil) ▼

Name \*

Father Name \*

Mobile Number \*

Email ID \*

Profession \*

State Bank Collect

onlinesbi.sbi/sbicollect/payment/showpaymentdetails.htm

Organization \*

Town \*

State \*


Training Fee \* 590 Fixed:Rs.590

Remarks

• Keep the Receipt Safely

Please enter your Name, Date of Birth (For Personal Banking) / Incorporation (For Corporate Banking) & Mobile Number. This is required to reprint your e-receipt / remittance(PAP) form, if the need arises.

Name \*

Date Of Birth / Incorporation \*  

Mobile Number \*

Email Id

Enter the text as shown in the image \*

Select one of the Captcha options \*

State Bank Collect


onlinesbi.sbi/sbicollect/payment/showpaymentdetails.htm

• Keep the Receipt Safely

• Stay Home! Stay Safe!

Please enter your Name, Date of Birth (For Personal Banking) / Incorporation (For Corporate Banking) & Mobile Number. This is required to reprint your e-receipt / remittance(PAP) form, if the need arises.

Name \*

Date Of Birth / Incorporation \*  

Mobile Number \*

Email Id

Enter the text as shown in the image \*  **D2067**

[Submit](#) [Reset](#) [Back](#)

• Mandatory fields are marked with an asterisk (\*)

• The payment structure document if available will contain detailed instructions about the online payment process.

• Date specified(if any) should be in the format of 'ddmmyyy'. Eg., 02082008

• For Amount fields, only numbers are allowed and for free text fields (mandatory), following special characters are allowed: . / @ - \_ &

© State Bank of India [Privacy Statement](#) | [Disclosure](#) | [Terms of Use](#)