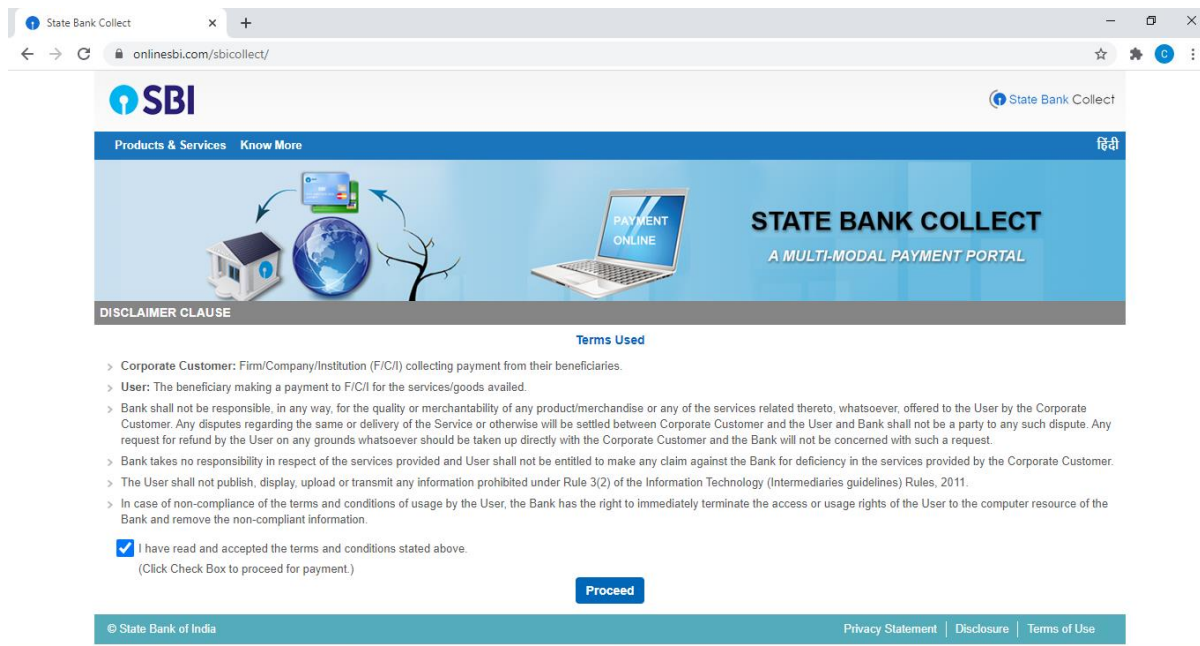


Steps for One Day Online Training Program on Processing and Value Addition of Minor Forest Produce - Registration

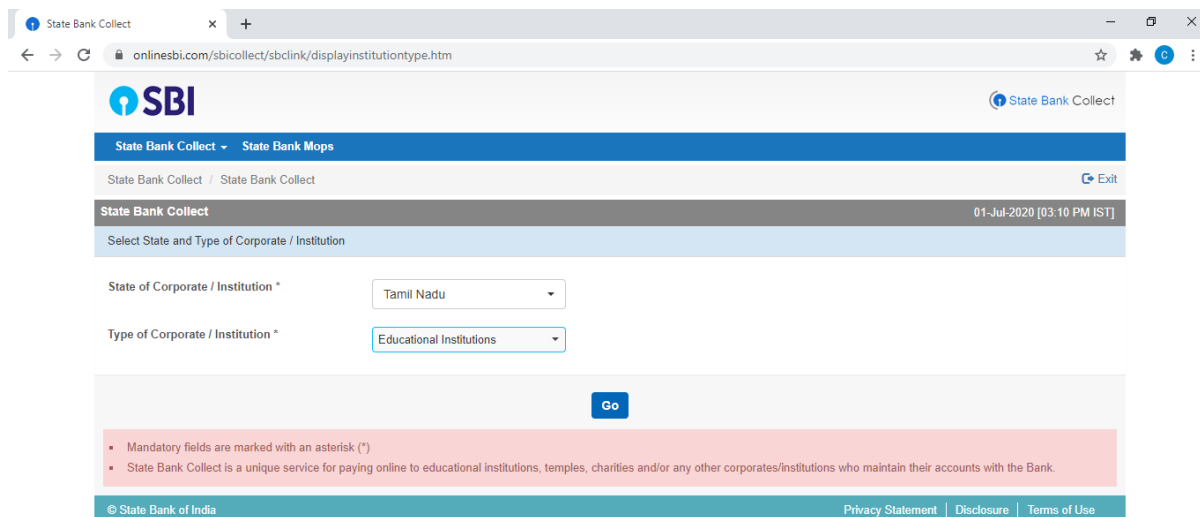
Step 1: Open SBI Collect in your browser. Link: <https://www.onlinesbi.com/sbicollect/icollecthome.htm>

Accept the terms and conditions and click “Proceed”



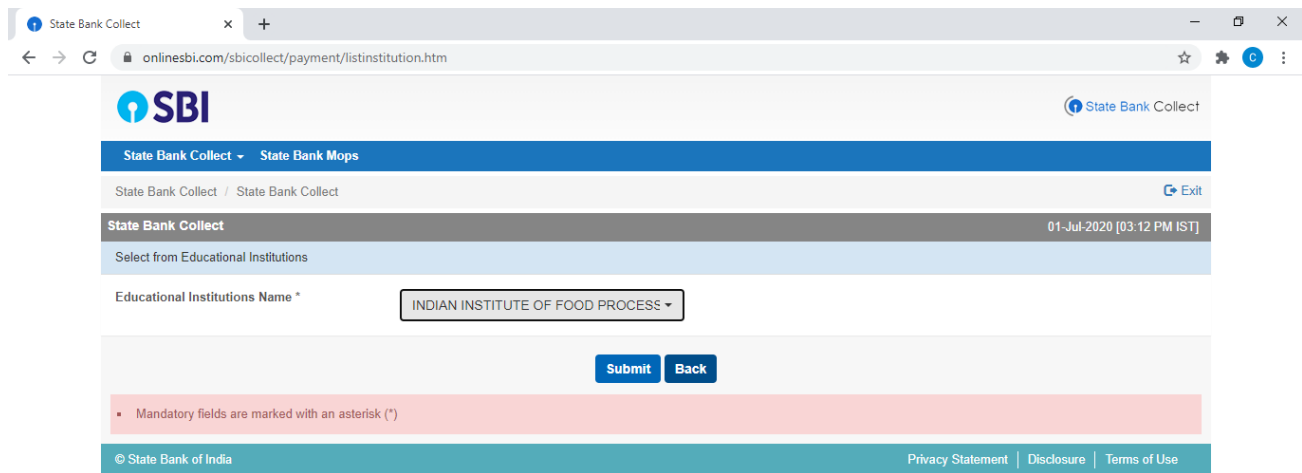
The screenshot shows the State Bank Collect homepage. At the top, there is a navigation bar with the SBI logo and the text "State Bank Collect". Below this is a banner with the text "STATE BANK COLLECT A MULTI-MODAL PAYMENT PORTAL". The main content area is titled "DISCLAIMER CLAUSE" and "Terms Used". It contains several bullet points detailing the terms of use, including the responsibilities of the Corporate Customer and the User, and the Bank's liability. A checkbox is checked, indicating that the user has read and accepted the terms and conditions. A "Proceed" button is located at the bottom of the disclaimer section.

Step 2: Select State of Corporate / Institution as “**Tamil Nadu**” and Type of Corporate / Institution as “**Educational Institutions**”. Then click “Go”

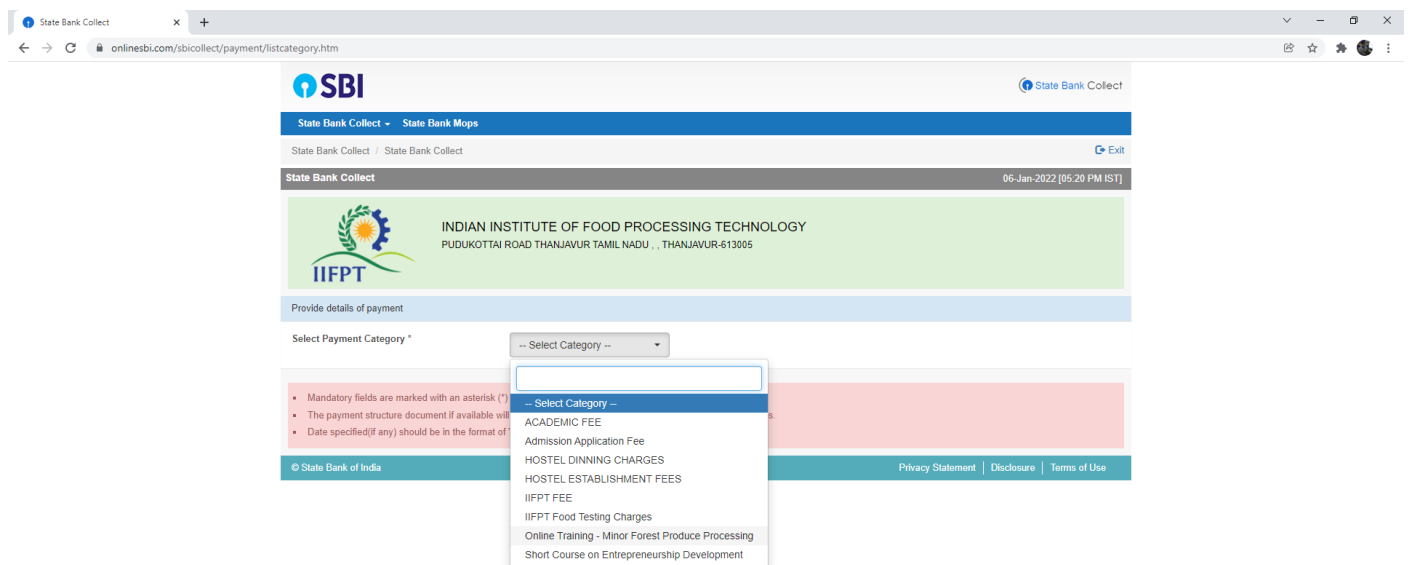


The screenshot shows the State Bank Collect registration page. The page title is "State Bank Collect" and the URL is "onlinesbi.com/sbicollect/sblink/displayinstitutiontype.htm". The page contains a form with two dropdown menus. The first dropdown menu is labeled "State of Corporate / Institution" and has "Tamil Nadu" selected. The second dropdown menu is labeled "Type of Corporate / Institution" and has "Educational Institutions" selected. A "Go" button is located below the dropdown menus. A red banner at the bottom of the form contains the following text: "Mandatory fields are marked with an asterisk (*)" and "State Bank Collect is a unique service for paying online to educational institutions, temples, charities and/or any other corporates/institutions who maintain their accounts with the Bank." The footer of the page includes the text "© State Bank of India" and links for "Privacy Statement", "Disclosure", and "Terms of Use".

Step 3: Select Educational Institutions Name as “**INDIAN INSTITUTE OF FOOD PROCESSING TECHNOLOGY**” and click “**Submit**”.



Step 4: select Select Payment Category as “**Workshop-Paddy Processing and Rice Value Addition**”



Step 5: Fill the form with your details and proceed the payment


State Bank Collect

onlinesbi.com/sbicollect/payment/showpaymentdetails.htm

SBI State Bank Collect

State Bank Collect / State Bank Collect

State Bank Collect 06-Jan-2022 [05:20 PM IST]

 INDIAN INSTITUTE OF FOOD PROCESSING TECHNOLOGY
PUDUKOTTAI ROAD THANJAVUR TAMIL NADU , , THANJAVUR-613005

Provide details of payment

Select Payment Category * Online Training - Minor Foree

Name *

Father Name *

Gender *

Mobile Number *

Email ID *

Profession *

Organisation *

City *

State *

Online Training Fee * 590 Fixed:Rs.590

Remarks

- Keep Receipt Safely
- STAY HOME! STAY SAFE!

State Bank Collect

onlinesbi.com/sbicollect/payment/showpaymentdetails.htm

Mobile Number *

Email ID *

Profession *

Organisation *

City *

State *

Online Training Fee * 590 Fixed:Rs.590

Remarks

- Keep Receipt Safely
- STAY HOME! STAY SAFE!

Please enter your Name, Date of Birth (For Personal Banking) / Incorporation (For Corporate Banking) & Mobile Number.
This is required to reprint your e-receipt / remittance(PXP) form, if the need arises.

Name *

Date Of Birth / Incorporation *

Mobile Number *

Email Id

Enter the text as shown in the image *

- Mandatory fields are marked with an asterisk (*)
- The payment structure document if available will contain detailed instructions about the online payment process.
- Date specified(if any) should be in the format of 'ddmmyyyy'. Eg. 02082008
- For Amount fields, only numbers are allowed and for free text fields (mandatory), following special characters are allowed: / @ - _ &

© State Bank of India Privacy Statement Disclosure Terms of Use