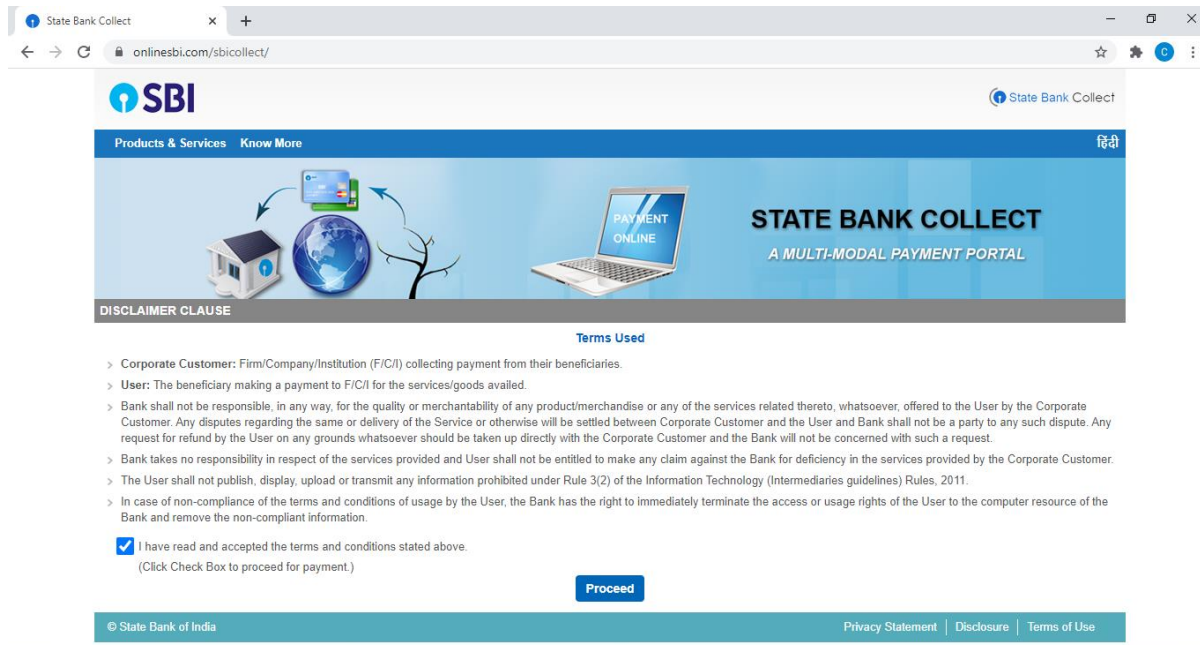


Steps for Hands-on Training Program on Fluorescence and Polarized Light Microscopy for Food Applications – Registration

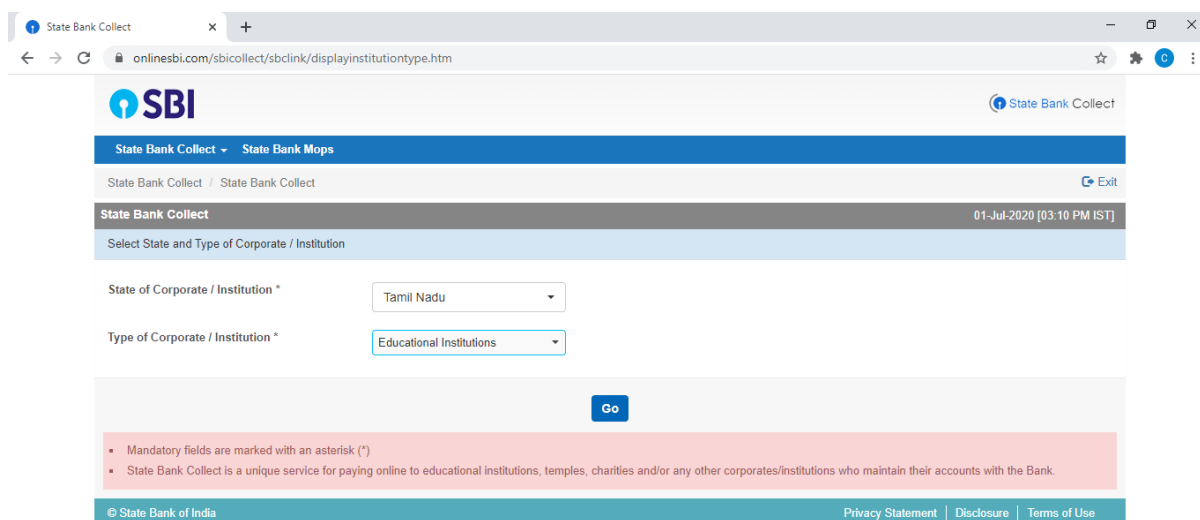
Step 1: Open SBI Collect in your browser. Link: <https://www.onlinesbi.com/sbicollect/icollecthome.htm>

Accept the terms and conditions and click “**Proceed**”



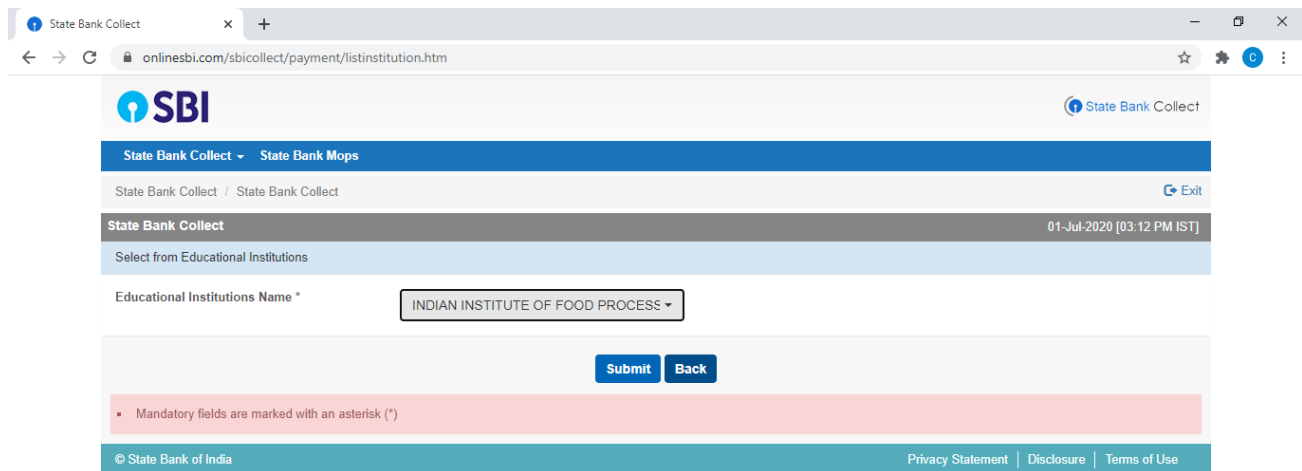
The screenshot shows the SBI Collect homepage. At the top, there is a navigation bar with "Products & Services" and "Know More". Below this is a banner for "STATE BANK COLLECT A MULTI-MODAL PAYMENT PORTAL" featuring a laptop with "PAYMENT ONLINE" on the screen. A "Disclaimer Clause" section is visible, containing several bullet points regarding the bank's liability and the user's responsibilities. A checkbox is checked, indicating that the user has read and accepted the terms. A "Proceed" button is located at the bottom of the disclaimer section. The footer includes "© State Bank of India" and links for "Privacy Statement", "Disclosure", and "Terms of Use".

Step 2: Select “State of Corporate / Institution” as “**Tamil Nadu**” and “Type of Corporate / Institution” as “**Educational Institutions**”. Then click “**Go**”

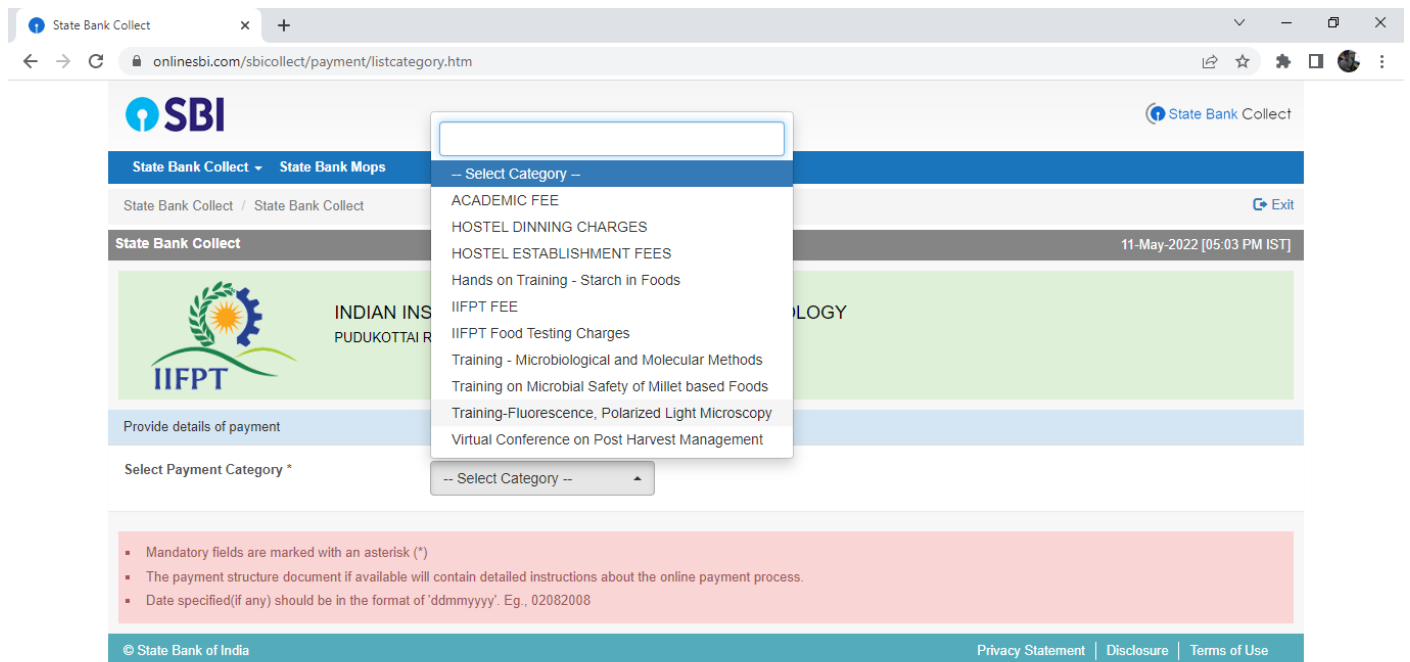


The screenshot shows the SBI Collect registration form. The page title is "State Bank Collect - State Bank Mops". The breadcrumb trail is "State Bank Collect / State Bank Collect". The current date and time are "01-Jul-2020 [03:10 PM IST]". The form is titled "Select State and Type of Corporate / Institution". It has two dropdown menus: "State of Corporate / Institution *" with "Tamil Nadu" selected, and "Type of Corporate / Institution *" with "Educational Institutions" selected. A "Go" button is located below the dropdowns. A red box contains the following text: "Mandatory fields are marked with an asterisk (*)" and "State Bank Collect is a unique service for paying online to educational institutions, temples, charities and/or any other corporates/institutions who maintain their accounts with the Bank." The footer includes "© State Bank of India" and links for "Privacy Statement", "Disclosure", and "Terms of Use".

Step 3: Select “Educational Institutions Name” as “**INDIAN INSTITUTE OF FOOD PROCESSING TECHNOLOGY**” and click “**Submit**”.



Step 4: select “Select Payment Category” as “**Training – Fluorescence, Polarized Light Microscopy**”



Step 5: Fill the form with your details and proceed the payment

State Bank Collect

State Bank Collect / State Bank Mops

State Bank Collect / State Bank Collect

State Bank Collect 11-May-2022 [05:06 PM IST]

IIFPT

INDIAN INSTITUTE OF FOOD PROCESSING TECHNOLOGY
PUDUKOTTAI ROAD THANJAVUR TAMIL NADU , THANJAVUR-613005

Provide details of payment

Select Payment Category * Training-Fluorescence, Polar

Name *

Father Name *

Mobile Number *

Email ID *

Profession *

Organisation *

Organisation *

Town/City *

District *

State *

Training Fee * 590 Fixed-Rs.590

Remarks

Remarks

- Keep the Receipt Safely
- Stay Home! Stay Safe!

Please enter your Name, Date of Birth (For Personal Banking) / Incorporation (For Corporate Banking) & Mobile Number. This is required to reprint your e-receipt / remittance(PAP) form, if the need arises.

Name *

Date Of Birth / Incorporation *

Mobile Number *

Email Id

Enter the text as shown in the image * 6104F

Submit Reset Back