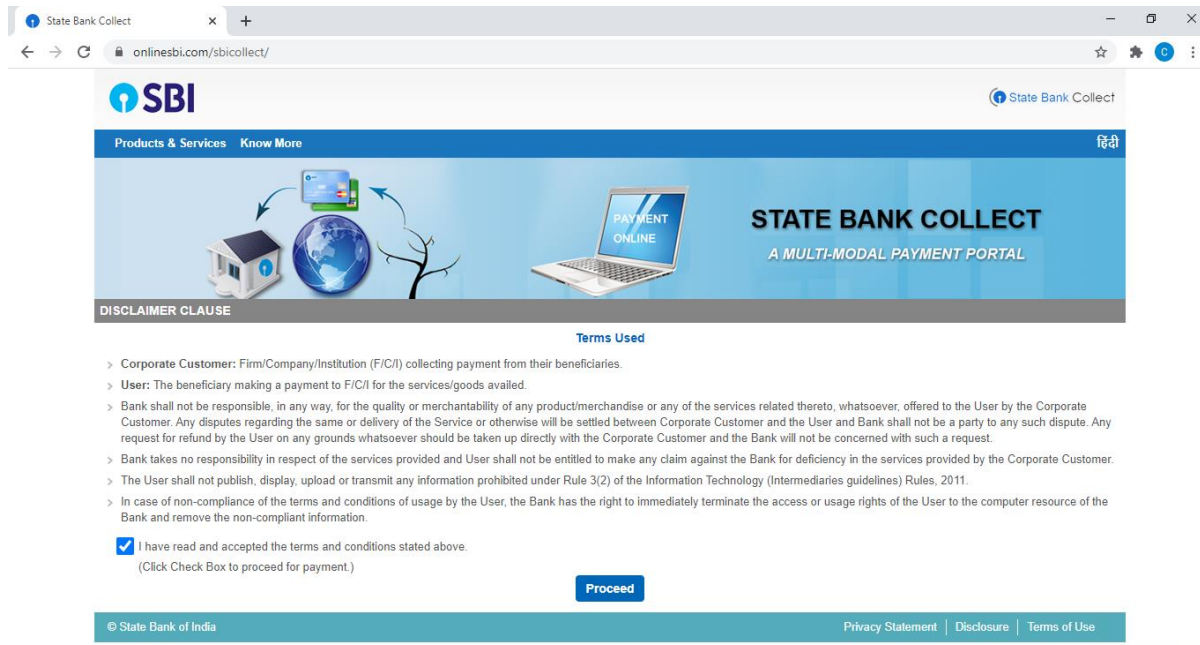


# Steps for Two Weeks Online Internship Programme for Students on Food Processing Technology: Advances & Applications – Registration

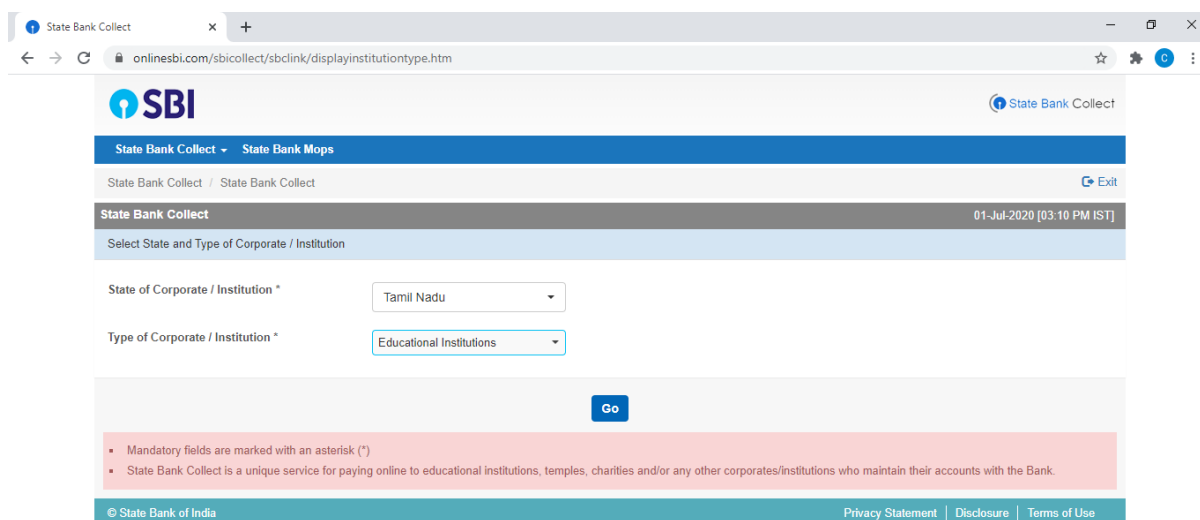
Step 1: Open SBI Collect in your browser. Link: <https://www.onlinesbi.com/sbicollect/icollecthome.htm>

Accept the terms and conditions and click “**Proceed**”



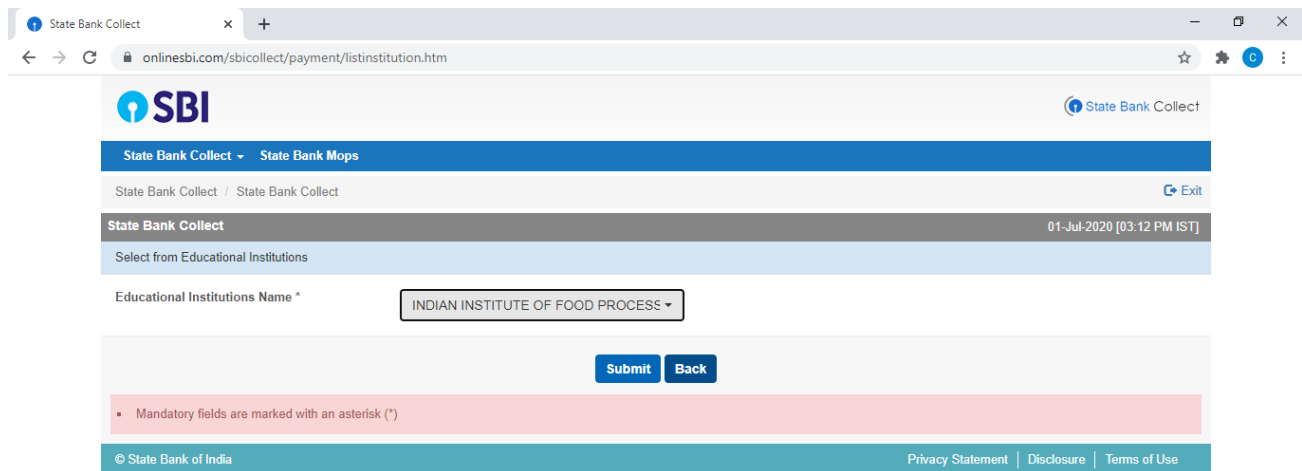
The screenshot shows the SBI Collect website interface. At the top, there is a navigation bar with the SBI logo and the text "State Bank Collect". Below this is a banner with the text "STATE BANK COLLECT A MULTI-MODAL PAYMENT PORTAL" and an image of a laptop displaying "PAYMENT ONLINE". The main content area is titled "DISCLAIMER CLAUSE" and "Terms Used". It contains several bullet points detailing the terms of use, including the responsibilities of the Corporate Customer, the User, and the Bank. A checkbox is checked, indicating that the user has read and accepted the terms. A "Proceed" button is visible at the bottom of the disclaimer section. The footer includes the text "© State Bank of India" and links for "Privacy Statement", "Disclosure", and "Terms of Use".

Step 2: Select “State of Corporate / Institution” as “**Tamil Nadu**” and “Type of Corporate / Institution” as “**Educational Institutions**”. Then click “**Go**”

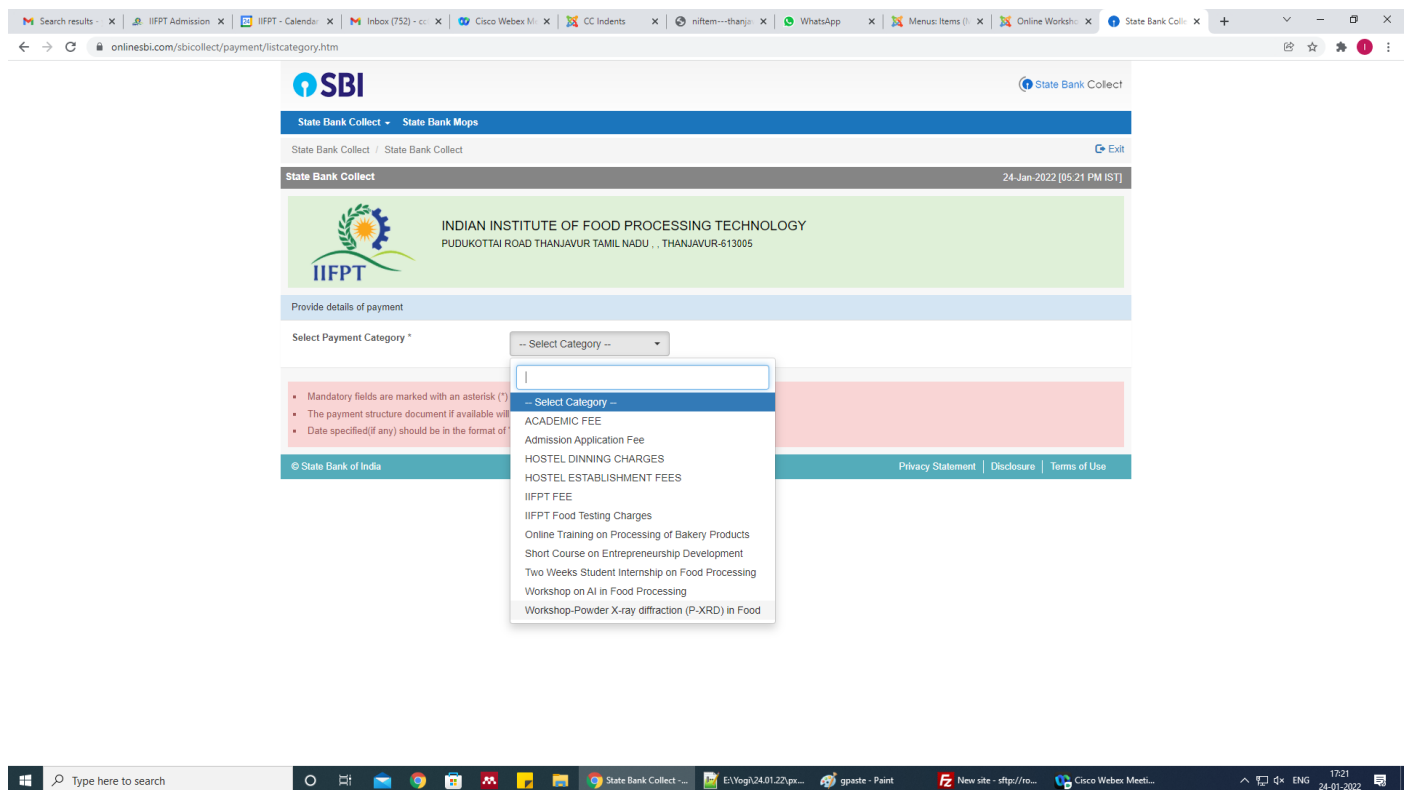


The screenshot shows the SBI Collect website interface for selecting the state and type of institution. The page title is "State Bank Collect" and the breadcrumb is "State Bank Collect / State Bank Collect". The main heading is "Select State and Type of Corporate / Institution". There are two dropdown menus: "State of Corporate / Institution \*" with "Tamil Nadu" selected, and "Type of Corporate / Institution \*" with "Educational Institutions" selected. A "Go" button is located below the dropdowns. A red box contains the following text: "Mandatory fields are marked with an asterisk (\*)" and "State Bank Collect is a unique service for paying online to educational institutions, temples, charities and/or any other corporates/institutions who maintain their accounts with the Bank." The footer includes the text "© State Bank of India" and links for "Privacy Statement", "Disclosure", and "Terms of Use".

Step 3: Select "Educational Institutions Name" as "**INDIAN INSTITUTE OF FOOD PROCESSING TECHNOLOGY**" and click "**Submit**".



Step 4: select "Select Payment Category" as "**Workshop-Powder X-ray diffraction (P-XRD) in Food**"









Step 5: Fill the form with your details and proceed the payment

**NOTE:**

**Fee Details:**

1. For Students – 1180
2. For Non Student Academic /Researcher – 2360
3. For Industry and Others - 3540

<p>u/showpaymentdetails.htm</p>  <p>State Bank Collect - State Bank Mops</p> <p>State Bank Collect / State Bank Collect</p> <p>State Bank Collect</p>  <p>INDIAN INSTITUTE OF FOOD PROCESSING TECHNOLOGY PUDUKOTTAI ROAD THANJAVUR TAMIL NADU , THANJAVUR-613005</p> <p>Provide details of payment</p> <p>Select Payment Category * Workshop-Powder X-ray diff</p> <p>Name * <input type="text"/></p> <p>Father Name * <input type="text"/></p> <p>Email ID * <input type="text"/></p> <p>Mobile Number * <input type="text"/></p> <p>Profession * Academic Students</p> <p>Organization/College Name * <input type="text"/></p> <p>Town/City * <input type="text"/></p> <p>State * <input type="text"/></p> <p>Workshop Fee * 1000</p> <p>Remarks</p> <ul style="list-style-type: none"> <li>Keep Receipt Safely</li> <li>STAY HOME! STAY SAFE!</li> </ul> <p>Please enter your Name, Date of Birth (For Personal Banking) / Incorporation (For Corporate Banking) &amp; Mobile Number.</p>	<p>u/showpaymentdetails.htm</p>  <p>State Bank Collect - State Bank Mops</p> <p>State Bank Collect / State Bank Collect</p> <p>State Bank Collect</p>  <p>INDIAN INSTITUTE OF FOOD PROCESSING TECHNOLOGY PUDUKOTTAI ROAD THANJAVUR TAMIL NADU , THANJAVUR-613005</p> <p>Provide details of payment</p> <p>Select Payment Category * Workshop-Powder X-ray diff</p> <p>Name * <input type="text"/></p> <p>Father Name * <input type="text"/></p> <p>Email ID * <input type="text"/></p> <p>Mobile Number * <input type="text"/></p> <p>Profession * Researchers</p> <p>Organization/College Name * <input type="text"/></p> <p>Town/City * <input type="text"/></p> <p>State * <input type="text"/></p> <p>Workshop Fee * 2000</p> <p>Remarks</p> <ul style="list-style-type: none"> <li>Keep Receipt Safely</li> <li>STAY HOME! STAY SAFE!</li> </ul> <p>Please enter your Name, Date of Birth (For Personal Banking) / Incorporation (For Corporate Banking) &amp; Mobile Number.</p>	<p>u/showpaymentdetails.htm</p>  <p>State Bank Collect - State Bank Mops</p> <p>State Bank Collect / State Bank Collect</p> <p>State Bank Collect</p>  <p>INDIAN INSTITUTE OF FOOD PROCESSING TECHNOLOGY PUDUKOTTAI ROAD THANJAVUR TAMIL NADU , THANJAVUR-613005</p> <p>Provide details of payment</p> <p>Select Payment Category * Workshop-Powder X-ray diff</p> <p>Name * <input type="text"/></p> <p>Father Name * <input type="text"/></p> <p>Email ID * <input type="text"/></p> <p>Mobile Number * <input type="text"/></p> <p>Profession * Industry -others</p> <p>Organization/College Name * <input type="text"/></p> <p>Town/City * <input type="text"/></p> <p>State * <input type="text"/></p> <p>Workshop Fee * 3000</p> <p>Remarks</p> <ul style="list-style-type: none"> <li>Keep Receipt Safely</li> <li>STAY HOME! STAY SAFE!</li> </ul> <p>Please enter your Name, Date of Birth (For Personal Banking) / Incorporation (For Corporate Banking) &amp; Mobile Number.</p>
--	--	---

Remarks

- Keep Receipt Safely
- STAY HOME! STAY SAFE!

Please enter your Name, Date of Birth (For Personal Banking) / Incorporation (For Corporate Banking) & Mobile Number.  
This is required to reprint your e-receipt / remittance(PAP) form, if the need arises.

Name \*

Date Of Birth / Incorporation \*

Mobile Number \*

Email Id

Enter the text as shown in the image \*

[Submit](#) [Reset](#) [Back](#)

- Mandatory fields are marked with an asterisk (\*)
- The payment structure document if available will contain detailed instructions about the online payment process.
- Date specified(if any) should be in the format of 'ddmmyyyy'. Eg. 02082008
- For Amount fields, only numbers are allowed and for free text fields (mandatory), following special characters are allowed : / @ - \_ &