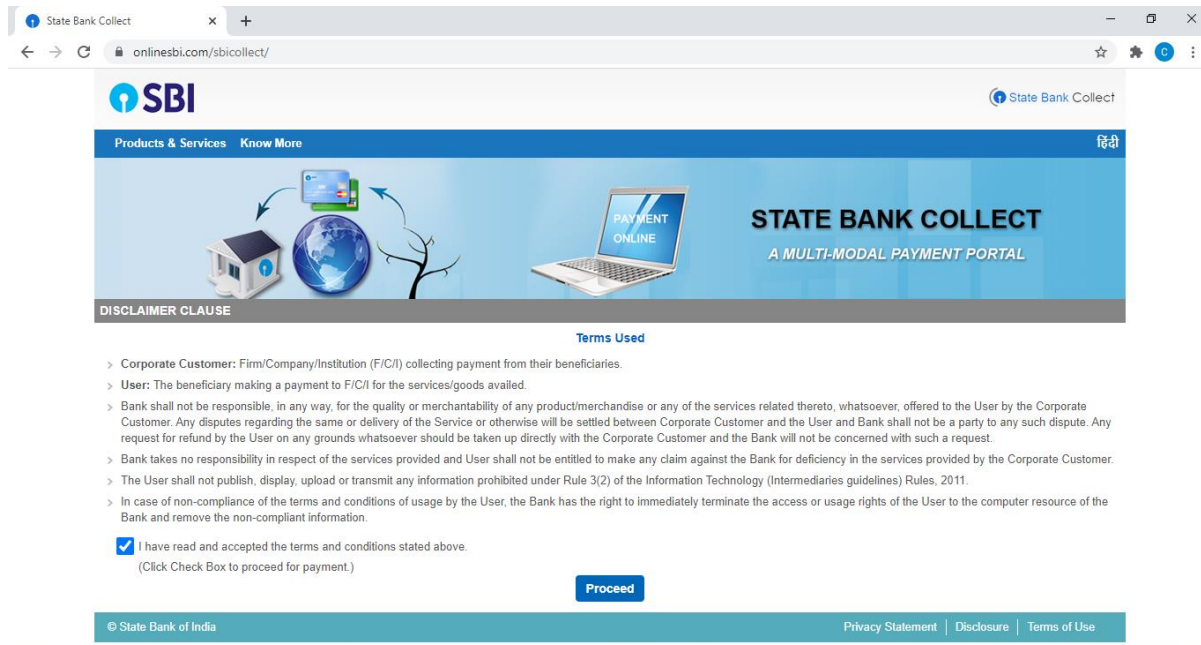


# Steps for Online Training On Spray, Freeze and Spray-Freeze Drying of Foods – Registration

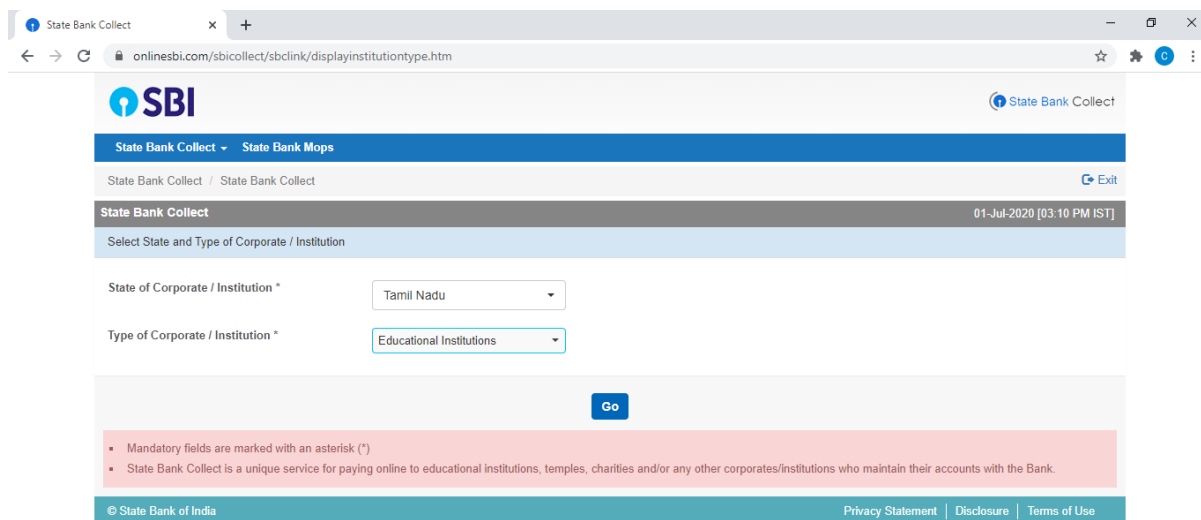
Step 1: Open SBI Collect in your browser. Link: <https://www.onlinesbi.com/sbicollect/icollecthome.htm>

Accept the terms and conditions and click “**Proceed**”



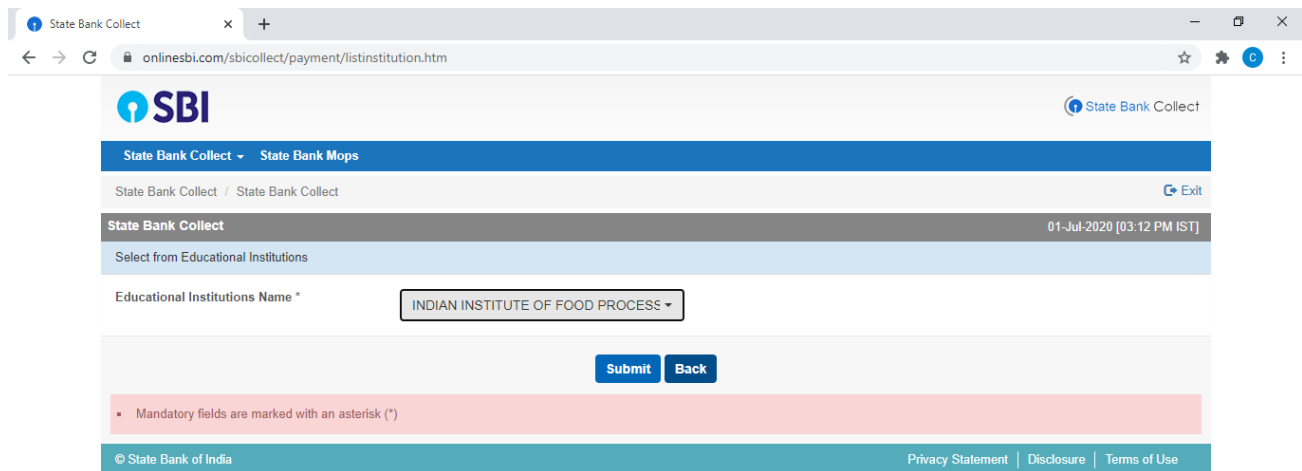
The screenshot shows the SBI Collect homepage. At the top, there is a navigation bar with "Products & Services" and "Know More". Below this is a banner with the text "STATE BANK COLLECT A MULTI-MODAL PAYMENT PORTAL". A "Disclaimer Clause" section is visible, containing several bullet points regarding the bank's liability and the user's responsibilities. A checkbox is checked, indicating that the user has read and accepted the terms. A "Proceed" button is located at the bottom of the disclaimer section. The footer includes "© State Bank of India" and links for "Privacy Statement", "Disclosure", and "Terms of Use".

Step 2: Select “State of Corporate / Institution” as “**Tamil Nadu**” and “Type of Corporate / Institution” as “**Educational Institutions**”. Then click “**Go**”

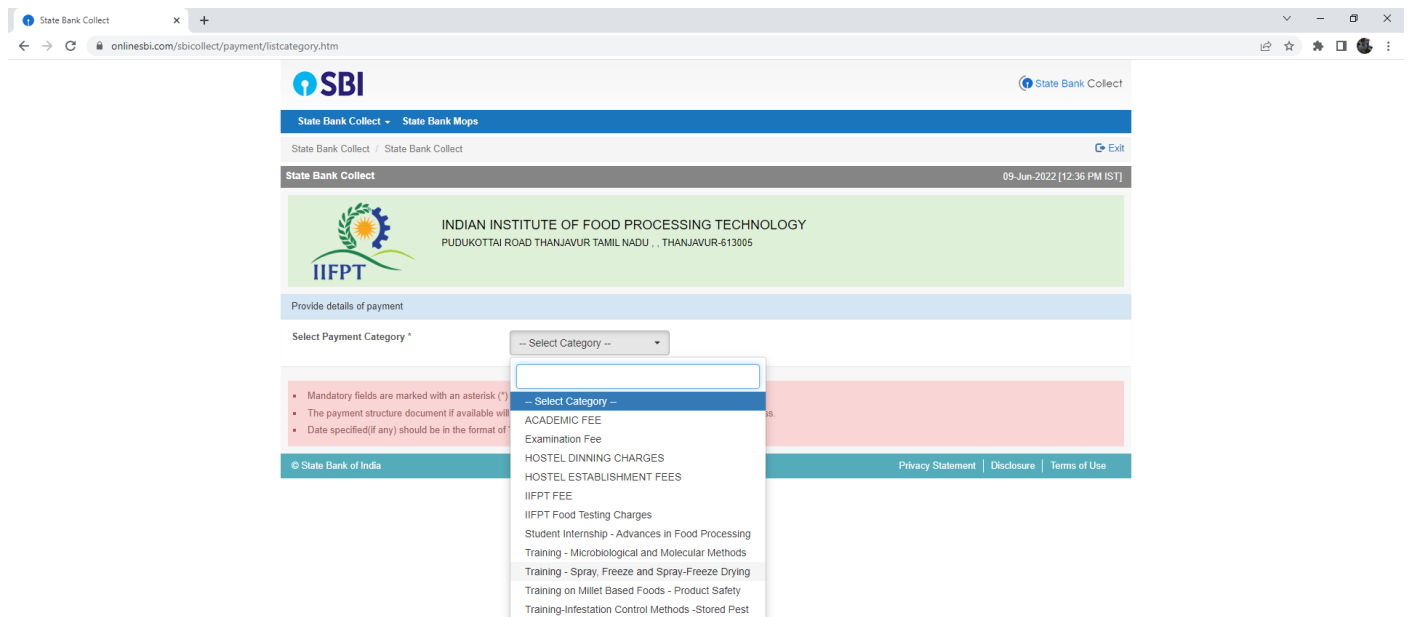


The screenshot shows the SBI Collect registration form. The page title is "State Bank Collect - State Bank Mops". The breadcrumb trail is "State Bank Collect / State Bank Collect". The current time is "01-Jul-2020 [03:10 PM IST]". The form has two dropdown menus: "State of Corporate / Institution \*" with "Tamil Nadu" selected, and "Type of Corporate / Institution \*" with "Educational Institutions" selected. A "Go" button is located below the dropdowns. A red box contains the following text: "Mandatory fields are marked with an asterisk (\*)" and "State Bank Collect is a unique service for paying online to educational institutions, temples, charities and/or any other corporates/institutions who maintain their accounts with the Bank." The footer includes "© State Bank of India" and links for "Privacy Statement", "Disclosure", and "Terms of Use".

Step 3: Select "Educational Institutions Name" as "**INDIAN INSTITUTE OF FOOD PROCESSING TECHNOLOGY**" and click "**Submit**".



Step 4: select "Select Payment Category" as "**Training – Spray, Freeze and Spray-Freeze Drying**"



## Step 5: Fill the form with your details and proceed the payment


State Bank Collect

onlinesbi.com/sbicollect/payment/showpaymentdetails.htm

SBI State Bank Collect

State Bank Collect / State Bank Collect

State Bank Collect 09-Jun-2022 [12:38 PM IST]

 **INDIAN INSTITUTE OF FOOD PROCESSING TECHNOLOGY**  
PUDUKOTTAI ROAD THANJAVUR TAMIL NADU , , THANJAVUR-613005

Provide details of payment

Select Payment Category \* Training - Spray, Freeze and Spray-Freeze Drying

Name \*

Father Name \*

Email ID \*

Mobile Number \*

Profession \*

Organisation \*

Town \*

District \*

State \*

Online Training Fee \*  Fixed:Rs.590

Remarks

State Bank Collect

onlinesbi.com/sbicollect/payment/showpaymentdetails.htm

Profession \*

Organisation \*

Town \*

District \*

State \*


Online Training Fee \*  Fixed:Rs.590

Remarks

- Stay Home! Stay Safe!
- Keep the Receipt Safely

Please enter your Name, Date of Birth (For Personal Banking) / Incorporation (For Corporate Banking) & Mobile Number. This is required to reprint your e-receipt / remittance(PAP) form, if the need arises.

Name \*

Date Of Birth / Incorporation \*  

Mobile Number \*

Email Id

Enter the text as shown in the image \*

- Mandatory fields are marked with an asterisk (\*)
- The payment structure document if available will contain detailed instructions about the online payment process.
- Date specified(if any) should be in the format of 'ddmmyyyy'. Eg., 02082008
- For Amount fields, only numbers are allowed and for free text fields (mandatory), following special characters are allowed: / @ - \_ &

© State Bank of India Privacy Statement Disclosure Terms of Use