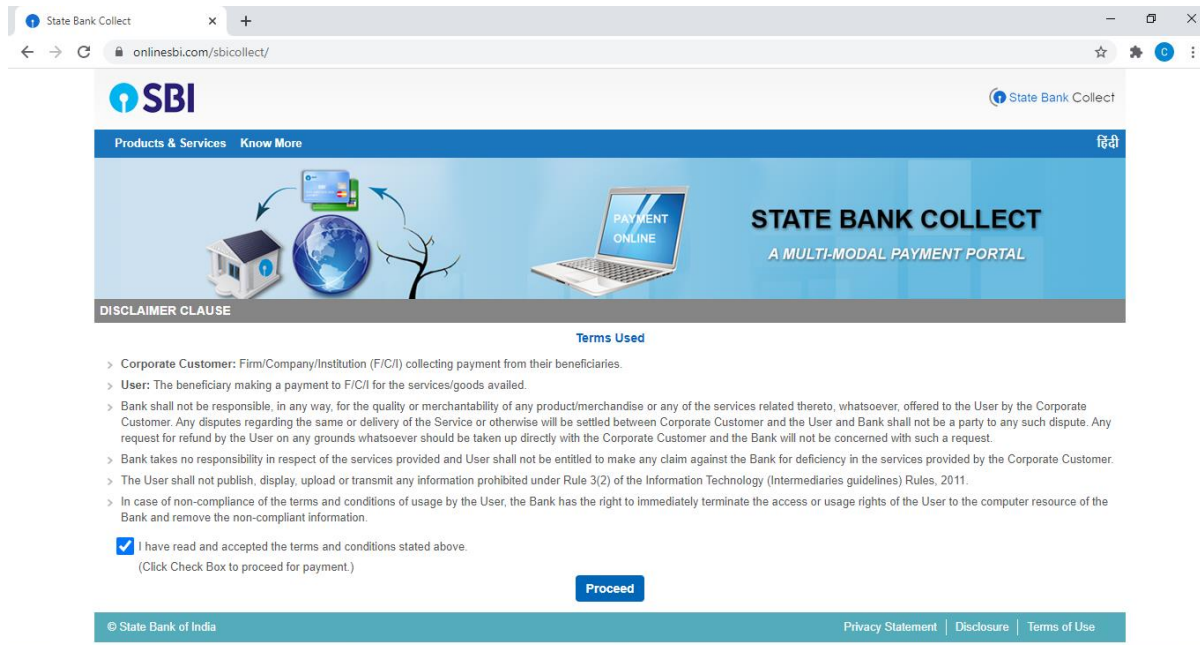


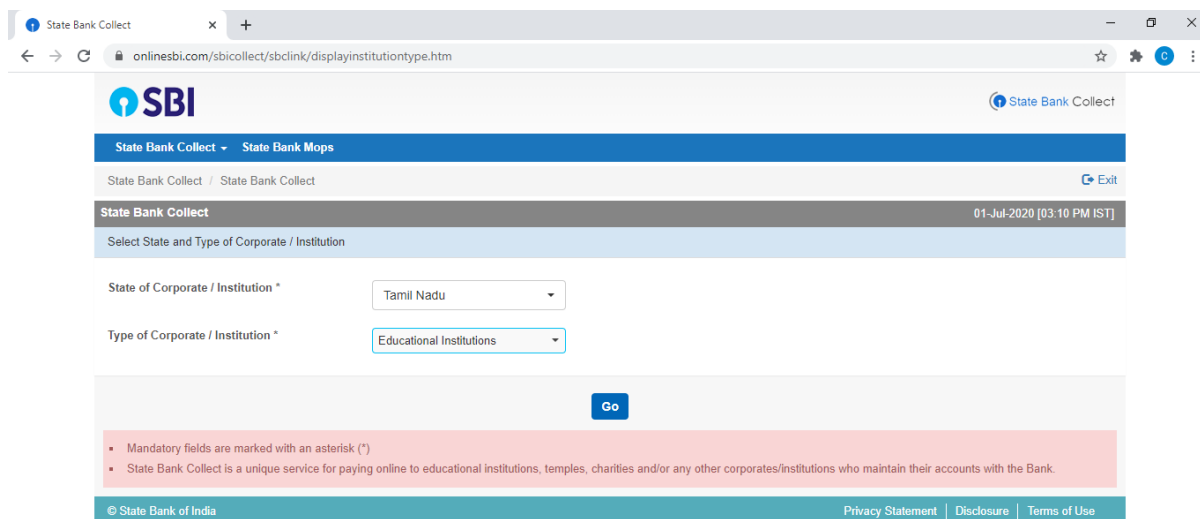
Steps for One Day Online Workshop on UHPLC a Powerful tool for Food Analysis – Registration

Step 1: Open SBI Collect in your browser. Link: <https://www.onlinesbi.com/sbicollect/icollecthome.htm>

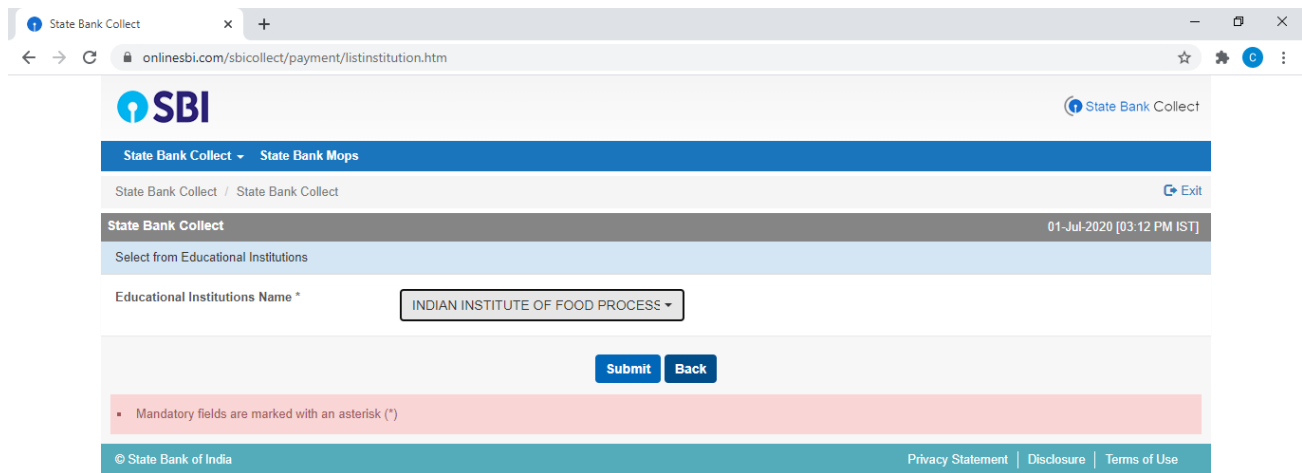
Accept the terms and conditions and click **“Proceed”**



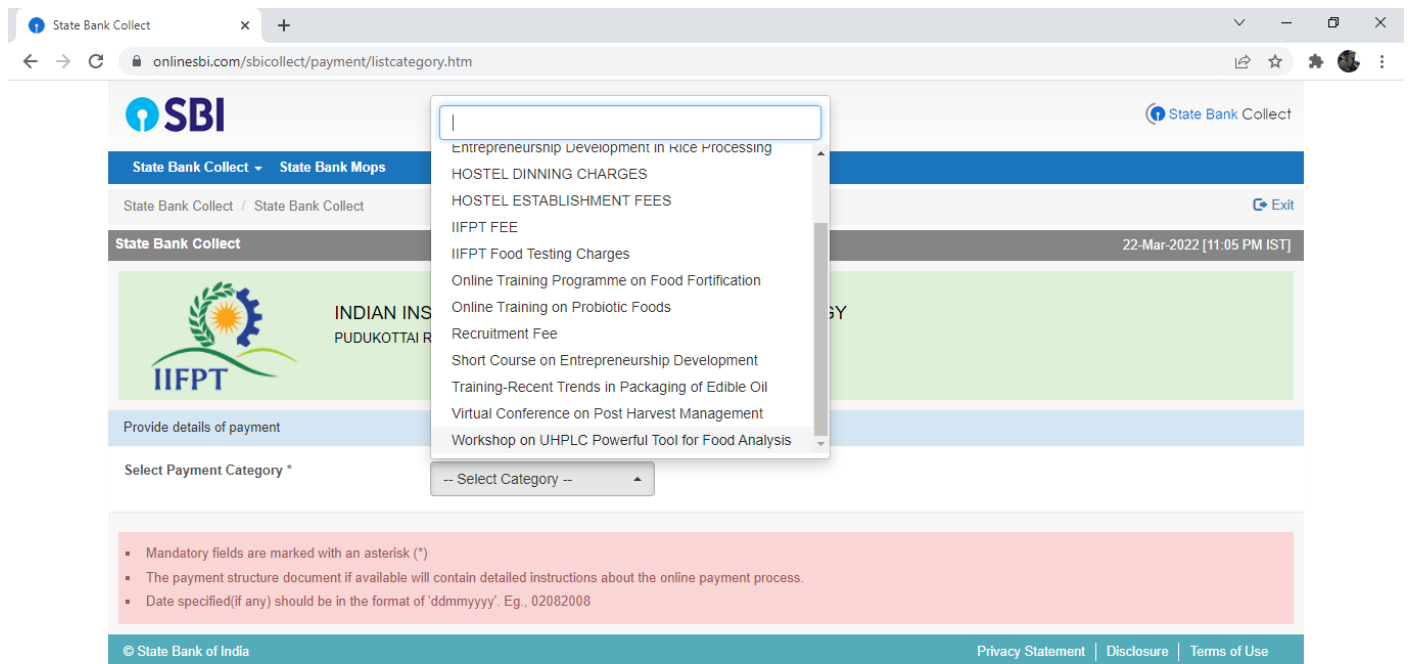
Step 2: Select **“State of Corporate / Institution”** as **“Tamil Nadu”** and **“Type of Corporate / Institution”** as **“Educational Institutions”**. Then click **“Go”**



Step 3: Select "Educational Institutions Name" as "**INDIAN INSTITUTE OF FOOD PROCESSING TECHNOLOGY**" and click "**Submit**".



Step 4: select "Select Payment Category" as "**Workshop on UHPLC Powerful tool for Food Analysis**"



Step 5: Fill the form with your details and proceed the payment


State Bank Collect

onlinesbi.com/sbicollect/payment/showpaymentdetails.htm

SBI State Bank Collect

State Bank Collect / State Bank Collect

State Bank Collect 22-Mar-2022 [11:08 PM IST]

 INDIAN INSTITUTE OF FOOD PROCESSING TECHNOLOGY
PUDUKOTTAI ROAD THANJAVUR TAMIL NADU , , THANJAVUR-613005

Provide details of payment

Select Payment Category * Workshop on UHPLC Power

Name *

Gender *

Father Name *

Mobile Number *

Email ID *

Profession *

State Bank Collect

onlinesbi.com/sbicollect/payment/showpaymentdetails.htm

Mobile No *

Email ID *

Profession *

Organization *

Town *

State *


Training Fee * Fixed:Rs.590

Remarks

- Keep Receipt Safely
- STAY HOME! STAY SAFE!

Please enter your Name, Date of Birth (For Personal Banking) / Incorporation (For Corporate Banking) & Mobile Number. This is required to reprint your e-receipt / remittance(PAP) form, if the need arises.

Name *

Date Of Birth / Incorporation * 

Mobile Number *

Email Id

Enter the text as shown in the image *

- Mandatory fields are marked with an asterisk (*)
- The payment structure document if available will contain detailed instructions about the online payment process.
- Date specified(if any) should be in the format of 'ddmmyyyy' Eg. 02082008
- For Amount fields, only numbers are allowed and for free text fields (mandatory), following special characters are allowed: . / @ - _ &