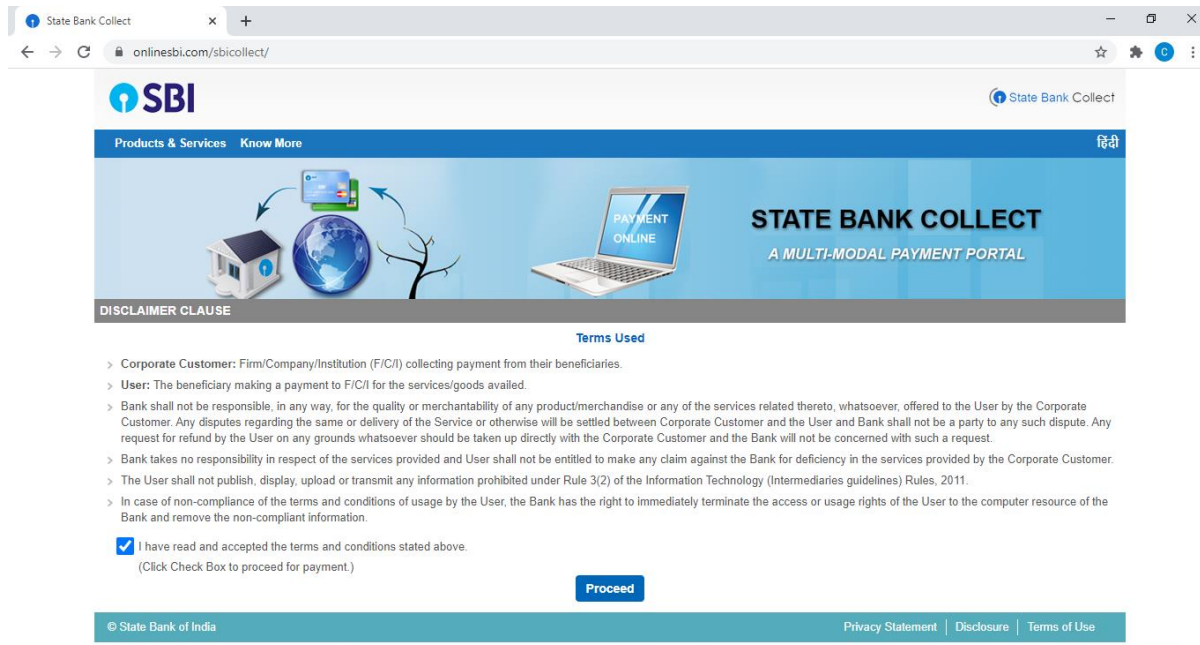


# Steps for National Millet Summit – 2023 “Theme – Millets: Science Technology & Innovation” - Registration

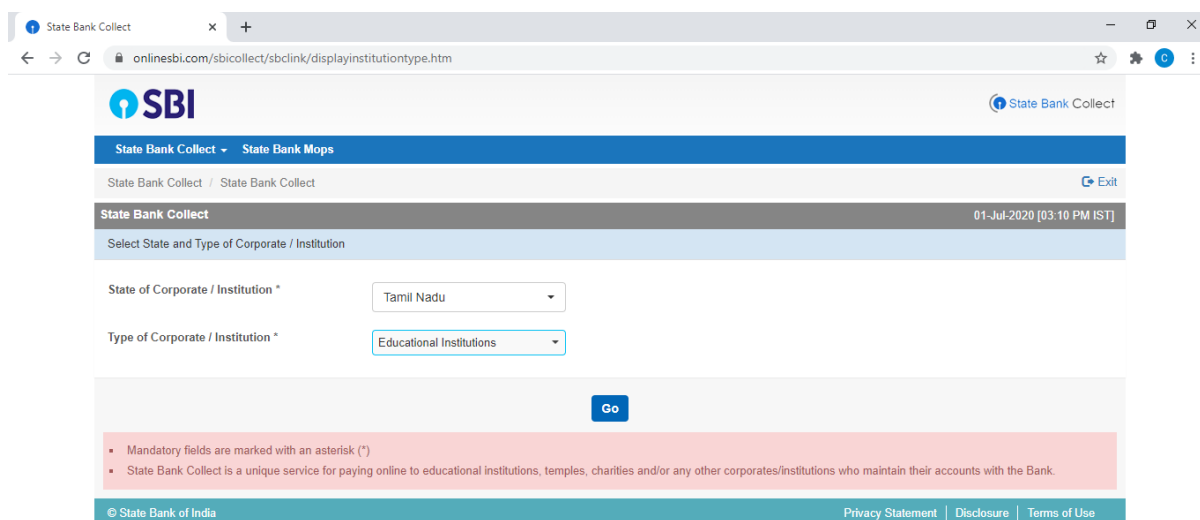
Step 1: Open SBI Collect in your browser. Link: <https://www.onlinesbi.com/sbicollect/icollecthome.htm>

Accept the terms and conditions and click “**Proceed**”



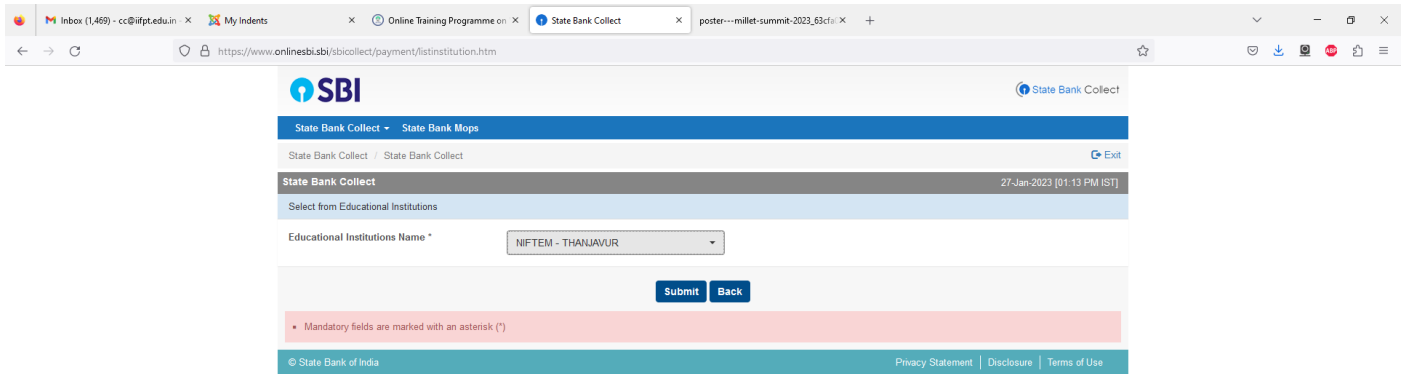
The screenshot shows the SBI Collect website interface. At the top, there is a navigation bar with the SBI logo and the text "State Bank Collect". Below this is a banner with the text "STATE BANK COLLECT A MULTI-MODAL PAYMENT PORTAL" and an image of a laptop displaying "PAYMENT ONLINE". The main content area is titled "DISCLAIMER CLAUSE" and "Terms Used". It contains several bullet points detailing the terms of use, including the responsibilities of the Corporate Customer, the User, and the Bank. A checkbox is checked, indicating that the user has read and accepted the terms. A "Proceed" button is visible at the bottom of the disclaimer section. The footer includes the text "© State Bank of India" and links for "Privacy Statement", "Disclosure", and "Terms of Use".

Step 2: Select “State of Corporate / Institution” as “**Tamil Nadu**” and “Type of Corporate / Institution” as “**Educational Institutions**”. Then click “**Go**”

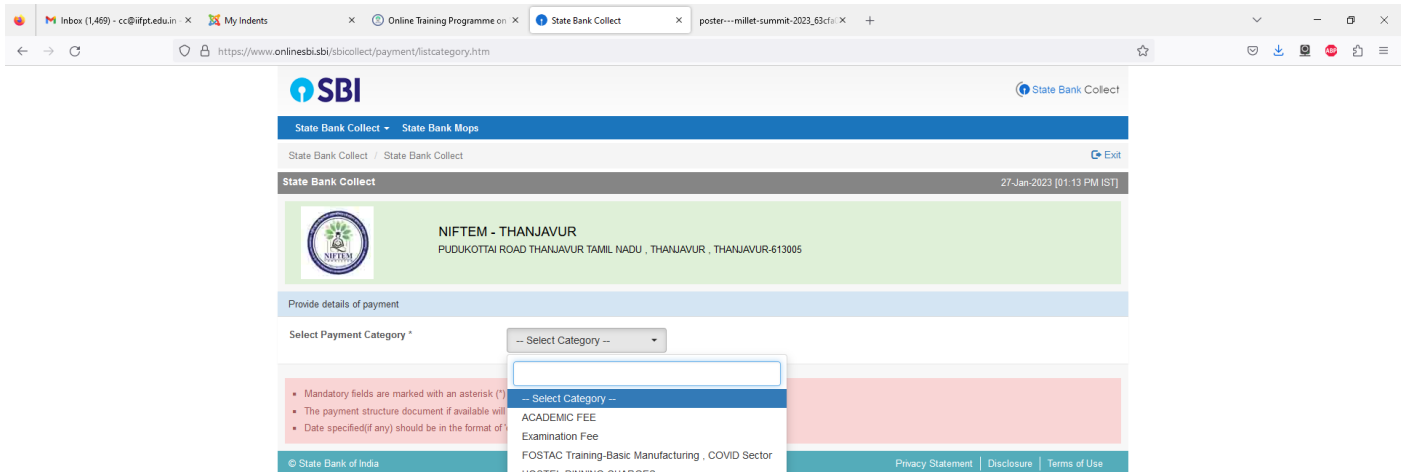


The screenshot shows the SBI Collect website interface for selecting the state and type of corporate/institution. The page title is "State Bank Collect" and the URL is "onlinesbi.com/sbicollect/sblink/displayinstitutiontype.htm". The page content includes a navigation bar with "State Bank Collect" and "State Bank Mops". Below this is a breadcrumb trail "State Bank Collect / State Bank Collect" and an "Exit" button. The main content area is titled "Select State and Type of Corporate / Institution". It contains two dropdown menus: "State of Corporate / Institution \*" with "Tamil Nadu" selected, and "Type of Corporate / Institution \*" with "Educational Institutions" selected. A "Go" button is visible below the dropdowns. A red box contains the following text: "Mandatory fields are marked with an asterisk (\*)" and "State Bank Collect is a unique service for paying online to educational institutions, temples, charities and/or any other corporates/institutions who maintain their accounts with the Bank." The footer includes the text "© State Bank of India" and links for "Privacy Statement", "Disclosure", and "Terms of Use".

Step 3: Select "Educational Institutions Name" as "NIFTEM - THANJAVUR" and click "Submit".



Step 4: select "Select Payment Category" as "National Millet Summit – 2023 – Stall Registration".



## Step 5: Fill the form with your details and proceed the payment

Inbox (1,469) - cc@ift.edu.in x My Indents x Online Training Programme on x State Bank Collect x poster---millet-summit-2023\_63c1 x +


https://www.onlinesbi.sbi/sbicollect/payment/showpaymentdetails.htm

**SBI** State Bank Collect

State Bank Collect - State Bank Mops

State Bank Collect / State Bank Collect [Exit](#)

State Bank Collect 27-Jan-2023 [01:15 PM IST]

 **NIFTEM - THANJAVUR**  
PUDUKOTTAI ROAD THANJAVUR TAMIL NADU , THANJAVUR , THANJAVUR-613005

Provide details of payment

Select Payment Category \* National Millet Summit 2023 - Stall Registration v

Name \*

Father Name \*

Mobile Number \*

Email ID \*

Profession \*

Organization/firm \*

Town/City \*

District \*

State \*

Stall Booking Charge \* 5900 Fixed:Rs.5900

Remarks

Type here to search

millet New site - sftp://ro... C:\Users\Dir Sec\A... State Bank Collect... STEPS FOR ONLINE... 13:15 27-01-2023

Inbox (1,469) - cc@ift.edu.in x My Indents x Online Training Programme on x State Bank Collect x poster---millet-summit-2023\_63c1 x +

https://www.onlinesbi.sbi/sbicollect/payment/showpaymentdetails.htm

District \*

State \*


Stall Booking Charge \* 5900 Fixed:Rs.5900

Remarks

• Keep the Receipt Safely

Please enter your Name, Date of Birth (For Personal Banking) / Incorporation (For Corporate Banking) & Mobile Number. This is required to reprint your e-receipt / remittance(PAP) form, if the need arises.

Name \*

Date Of Birth / Incorporation \*  

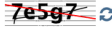
Mobile Number \*

Email Id

Enter the text as shown in the image \*

Select one of the Captcha options \*

Image Captcha  Audio Captcha



- Mandatory fields are marked with an asterisk (\*)
- The payment structure document if available will contain detailed instructions about the online payment process.
- Date specified(if any) should be in the format of 'ddmmyyyy'. Eg., 02082008
- For Amount fields, only numbers are allowed and for free text fields (mandatory), following special characters are allowed: / @ \_ &

© State Bank of India [Privacy Statement](#) | [Disclosure](#) | [Terms of Use](#)

Type here to search

millet New site - sftp://ro... C:\Users\Dir Sec\A... State Bank Collect... STEPS FOR ONLINE... 13:15 27-01-2023