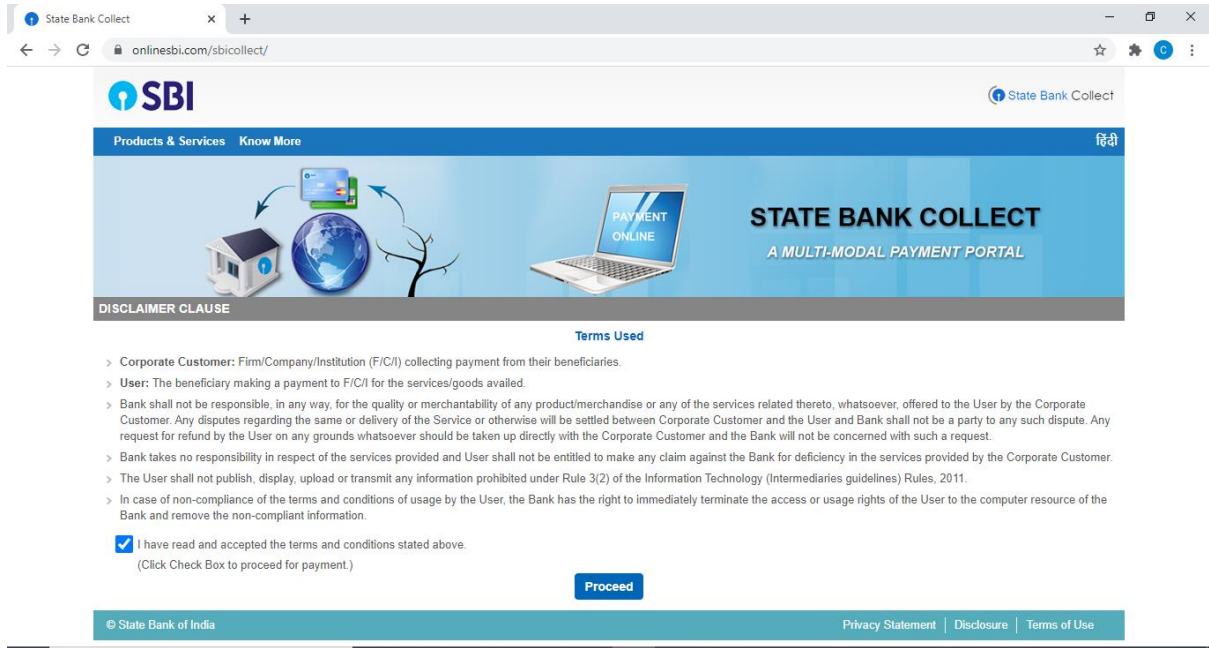


Steps for IIFPT'S One Day Online Training Programme on Processing of Delicious Ice Cream Payment

Step 1: Open SBI Collect in your browser. Link:

<https://www.onlinesbi.com/sbicollect/collecthome.htm>

Accept the terms and conditions and click **“Proceed”**



The screenshot shows the State Bank Collect homepage. The header includes the SBI logo and the text "State Bank Collect". Below the header is a navigation bar with "Products & Services" and "Know More". The main banner features a globe, a laptop with "PAYMENT ONLINE" on the screen, and the text "STATE BANK COLLECT A MULTI-MODAL PAYMENT PORTAL". Below the banner is a "DISCLAIMER CLAUSE" section with the following text:

Terms Used

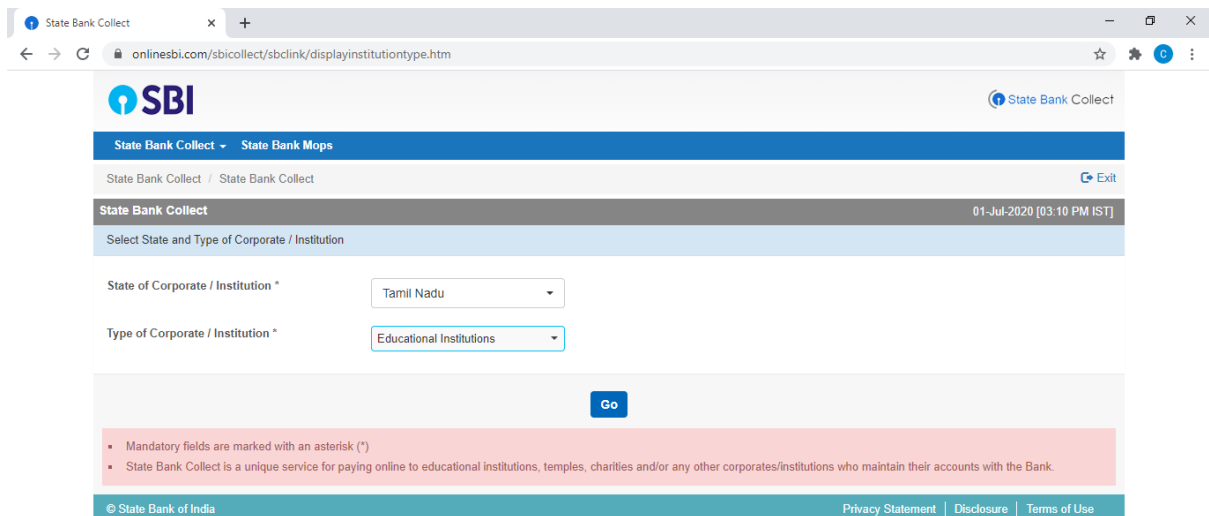
- > **Corporate Customer:** Firm/Company/Institution (F/C/I) collecting payment from their beneficiaries.
- > **User:** The beneficiary making a payment to F/C/I for the services/goods availed.
- > Bank shall not be responsible, in any way, for the quality or merchantability of any product/merchandise or any of the services related thereto, whatsoever, offered to the User by the Corporate Customer. Any disputes regarding the same or delivery of the Service or otherwise will be settled between Corporate Customer and the User and Bank shall not be a party to any such dispute. Any request for refund by the User on any grounds whatsoever should be taken up directly with the Corporate Customer and the Bank will not be concerned with such a request.
- > Bank takes no responsibility in respect of the services provided and User shall not be entitled to make any claim against the Bank for deficiency in the services provided by the Corporate Customer.
- > The User shall not publish, display, upload or transmit any information prohibited under Rule 3(2) of the Information Technology (Intermediaries guidelines) Rules, 2011.
- > In case of non-compliance of the terms and conditions of usage by the User, the Bank has the right to immediately terminate the access or usage rights of the User to the computer resource of the Bank and remove the non-compliant information.

I have read and accepted the terms and conditions stated above.
(Click Check Box to proceed for payment.)

Proceed

© State Bank of India | Privacy Statement | Disclosure | Terms of Use

Step 2: Select State of Corporate / Institution as **“Tamil Nadu”** and Type of Corporate / Institution as **“Educational Institutions”**. Then click **“Go”**



The screenshot shows the State Bank Collect form for selecting State and Type of Corporate / Institution. The header includes the SBI logo and the text "State Bank Collect". Below the header is a navigation bar with "State Bank Collect" and "State Bank Mops". The main content area is titled "Select State and Type of Corporate / Institution" and contains the following form fields:

State of Corporate / Institution *

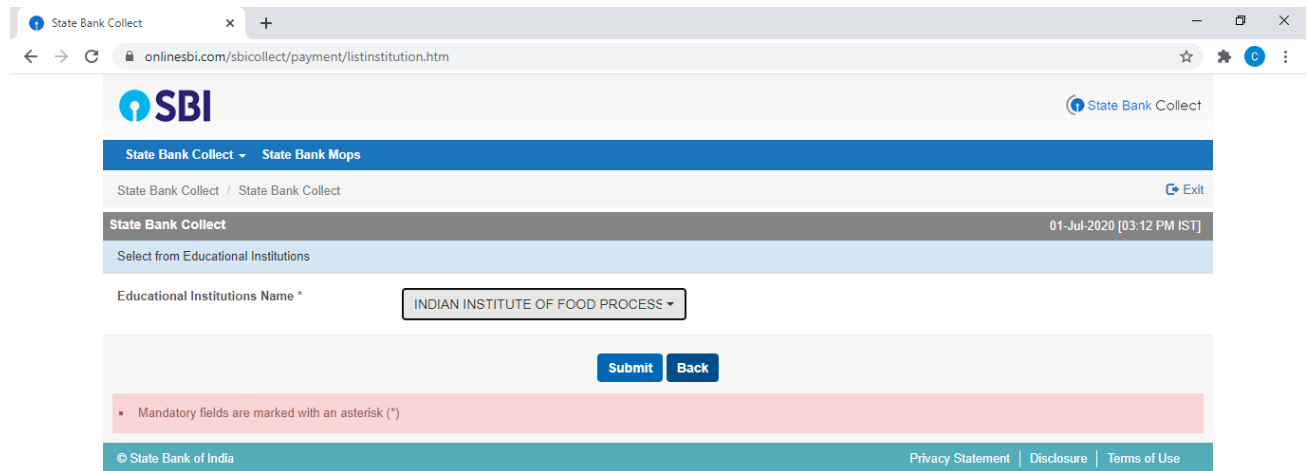
Type of Corporate / Institution *

Go

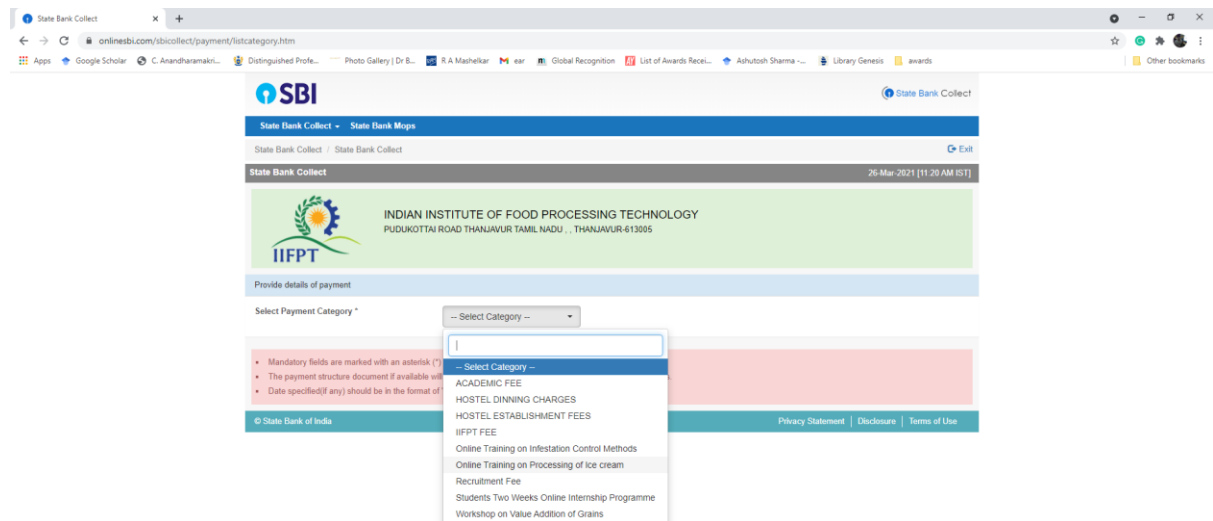
▪ Mandatory fields are marked with an asterisk (*)
▪ State Bank Collect is a unique service for paying online to educational institutions, temples, charities and/or any other corporates/institutions who maintain their accounts with the Bank.

© State Bank of India | Privacy Statement | Disclosure | Terms of Use

Step 3: Select Educational Institutions Name as “**INDIAN INSTITUTE OF FOOD PROCESSING TECHNOLOGY**” and click “**Submit**”.



Step 4: select Select Payment Category as “**Online Training on Processing of Ice Cream**”



Step 5: Fill the form with your details and proceed the payment

State Bank Collect

State Bank Collect / State Bank Mops

State Bank Collect / State Bank Collect

State Bank Collect 26-Mar-2021 [11:24 AM IST]

SBI INDIAN INSTITUTE OF FOOD PROCESSING TECHNOLOGY
PUDUKOTTAI ROAD THANJAVUR TAMIL NADU - THANJAVUR-613005

Provide details of payment

Select Payment Category * Online Training on Processin

Name *

Father Name *

Gender *

Email ID *

Mobile Number *

Profession *

Organisation *

Town *

District *

State *

Training Fee * Fixed-Rs.590

Remarks

State Bank Collect

onlinesbi.com/sbicollect/payment/showpaymentdetails.htm

Mobile Number *

Profession *

Organisation *

Town *

District *

State *

Training Fee * Fixed-Rs.590

Remarks

• Keep Receipt Safely
• STAY HOME STAY SAFE

Please enter your Name, Date of Birth (For Personal Banking) / Incorporation (For Corporate Banking) & Mobile Number.
This is required to reprint your e-receipt / remittance(PAP) form, if the need arises.

Name *

Date Of Birth / Incorporation *

Mobile Number *

Email Id

Enter the text as shown in the image *

Submit **Reset** **Back**

• Mandatory fields are marked with an asterisk (*)
• The payment structure document if available will contain detailed instructions about the online payment process.
• Date specified (if any) should be in the format of 'ddmmyyy'. Eg. 02082008
• For Amount fields, only numbers are allowed and for free text fields (mandatory), following special characters are allowed: / @ - _ &

© State Bank of India Privacy Statement | Disclosure | Terms of Use