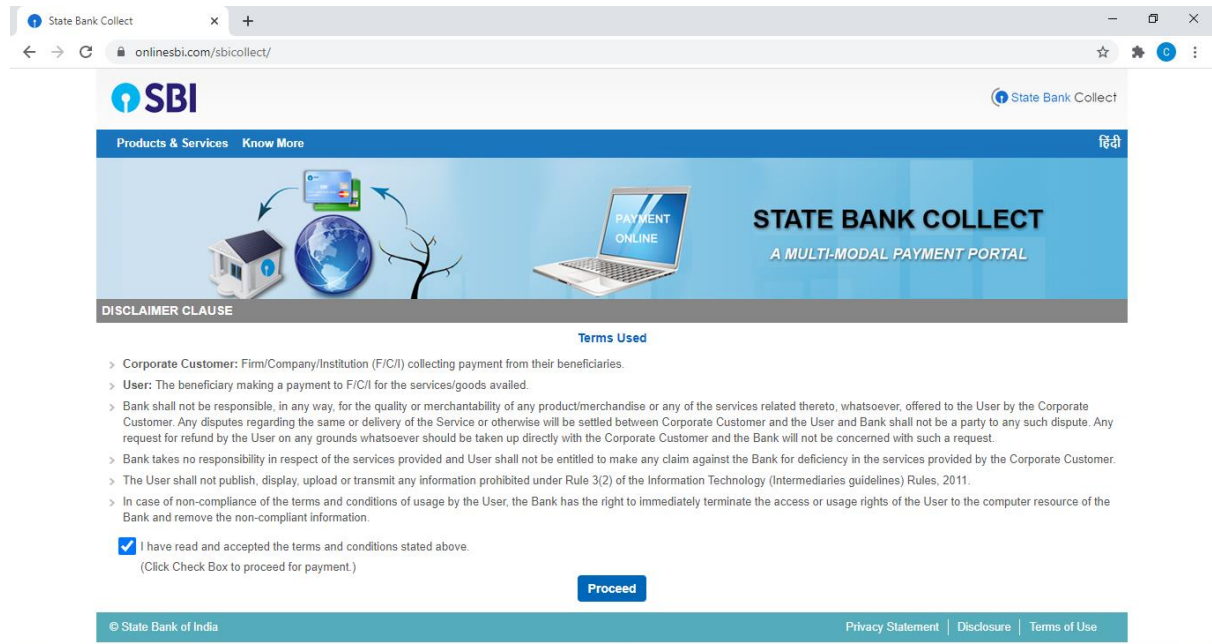


STEPS FOR IIFPT'S ONLINE TRAINING ON INFESTATION CONTROL METHODS

Step 1: Open SBI Collect in your browser. Link:

<https://www.onlinesbi.com/sbcollect/icollecthome.htm>

Accept the terms and conditions and click **“Proceed”**



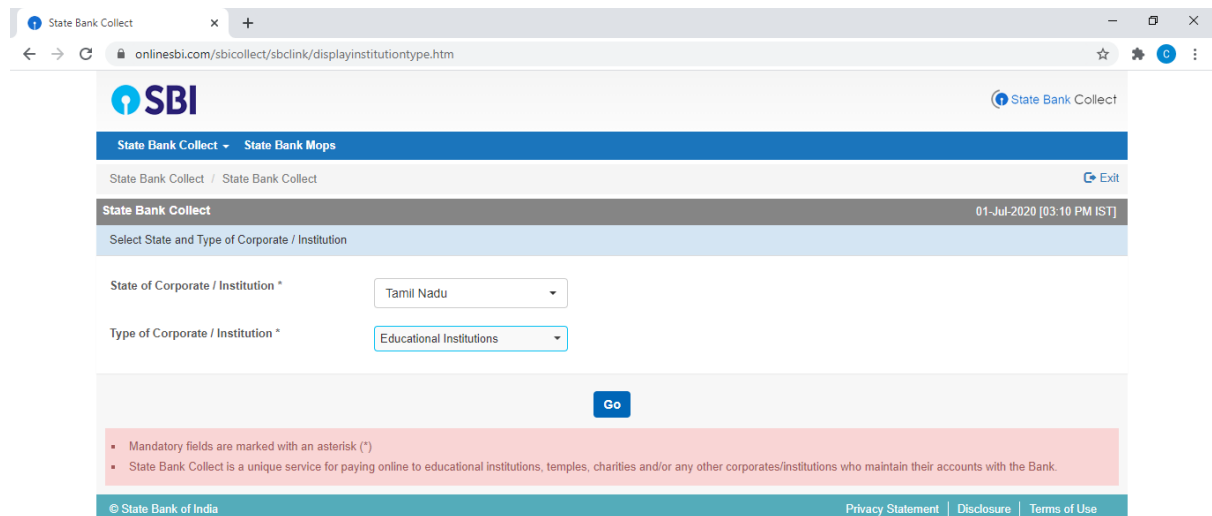
The screenshot shows the State Bank Collect homepage. The header includes the SBI logo and navigation links for 'Products & Services' and 'Know More'. The main banner features a globe, a laptop with 'PAYMENT ONLINE' text, and the text 'STATE BANK COLLECT A MULTI-MODAL PAYMENT PORTAL'. Below the banner, there is a 'DISCLAIMER CLAUSE' section with a 'Terms Used' link. The disclaimer text includes:

- > Corporate Customer: Firm/Company/Institution (F/C/I) collecting payment from their beneficiaries.
- > User: The beneficiary making a payment to F/C/I for the services/goods availed.
- > Bank shall not be responsible, in any way, for the quality or merchantability of any product/merchandise or any of the services related thereto, whatsoever, offered to the User by the Corporate Customer. Any disputes regarding the same or delivery of the Service or otherwise will be settled between Corporate Customer and the User and Bank shall not be a party to any such dispute. Any request for refund by the User on any grounds whatsoever should be taken up directly with the Corporate Customer and the Bank will not be concerned with such a request.
- > Bank takes no responsibility in respect of the services provided and User shall not be entitled to make any claim against the Bank for deficiency in the services provided by the Corporate Customer.
- > The User shall not publish, display, upload or transmit any information prohibited under Rule 3(2) of the Information Technology (Intermediaries guidelines) Rules, 2011.
- > In case of non-compliance of the terms and conditions of usage by the User, the Bank has the right to immediately terminate the access or usage rights of the User to the computer resource of the Bank and remove the non-compliant information.

Below the disclaimer, there is a checked checkbox: I have read and accepted the terms and conditions stated above. (Click Check Box to proceed for payment.) A blue 'Proceed' button is located below the checkbox.

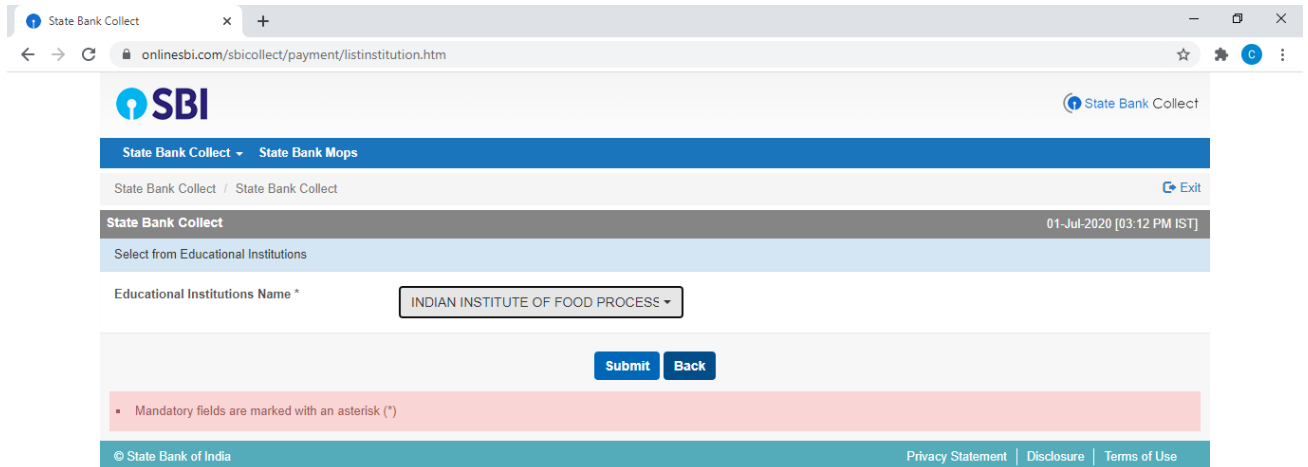
The footer contains '© State Bank of India' and links for 'Privacy Statement', 'Disclosure', and 'Terms of Use'.

Step 2: Select State of Corporate / Institution as **“Tamil Nadu”** and Type of Corporate / Institution as **“Educational Institutions”**. Then click **“Go”**

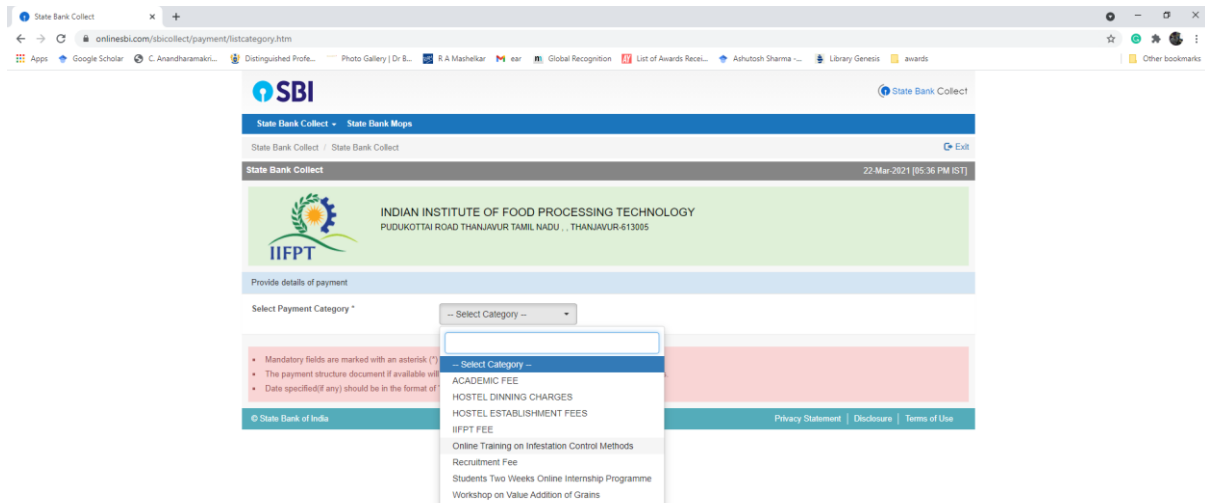


The screenshot shows the 'displayinstitutiontype.htm' page. The header includes the SBI logo and navigation links for 'State Bank Collect' and 'State Bank Mops'. The main content area has a breadcrumb trail 'State Bank Collect / State Bank Collect' and an 'Exit' button. Below this, there is a section titled 'Select State and Type of Corporate / Institution'. It contains two dropdown menus: 'State of Corporate / Institution *' with 'Tamil Nadu' selected, and 'Type of Corporate / Institution *' with 'Educational Institutions' selected. A blue 'Go' button is positioned below the dropdowns. A red warning box at the bottom states: 'Mandatory fields are marked with an asterisk (*)' and 'State Bank Collect is a unique service for paying online to educational institutions, temples, charities and/or any other corporates/institutions who maintain their accounts with the Bank.' The footer contains '© State Bank of India' and links for 'Privacy Statement', 'Disclosure', and 'Terms of Use'.

Step 3: Select Educational Institutions Name as “**INDIAN INSTITUTE OF FOOD PROCESSING TECHNOLOGY**” and click “**Submit**”.



Step 4: select Select Payment Category as “**Online Training on Infestation Control Methods**”



Step 5: Fill the form with your details and proceed the payment.

State Bank Collect

State Bank Collect / State Bank Mops

State Bank Collect / State Bank Collect

State Bank Collect 17-Aug-2020 [11:33 AM IST]

IIFPT INDIAN INSTITUTE OF FOOD PROCESSING TECHNOLOGY
PUDUKOTTAI ROAD THANJAVUR TAMIL NADU , , THANJAVUR-613005

Provide details of payment

Select Payment Category * Webinar Series - Food Quali

Name *

Date of Birth *

Gender *

Mobile Number *

Email ID *

Profession *

Profession *

Organisation *

House No (No special charactor) *

Street (No special charactor) *

Town (No special charactor) *

District *

State *

Pincode *

Course Fee * 2950 Fixed-Rs.2950

Remarks

- Thank you for the Payment. Keep the receipt safely
- Stay Home Stay Safe

Please enter your Name, Date of Birth (For Personal Banking) / Incorporation (For Corporate Banking) & Mobile Number. This is required to reprint your e-receipt / remittance(PAP) form, if the need arises.

Name *

Date Of Birth / Incorporation *

Remarks

- Thank you for the Payment. Keep the receipt safely
- Stay Home Stay Safe

Please enter your Name, Date of Birth (For Personal Banking) / Incorporation (For Corporate Banking) & Mobile Number. This is required to reprint your e-receipt / remittance(PAP) form, if the need arises.

Name *

Date Of Birth / Incorporation * 

Mobile Number *

Email Id

Enter the text as shown in the image *

[Submit](#) [Reset](#) [Back](#)

- Mandatory fields are marked with an asterisk (*)
- The payment structure document if available will contain detailed instructions about the online payment process.
- Date specified(if any) should be in the format of 'ddmmyyyy'. Eg., 02082008
- For Amount fields, only numbers are allowed and for free text fields (mandatory), following special characters are allowed: . / @ - _ &