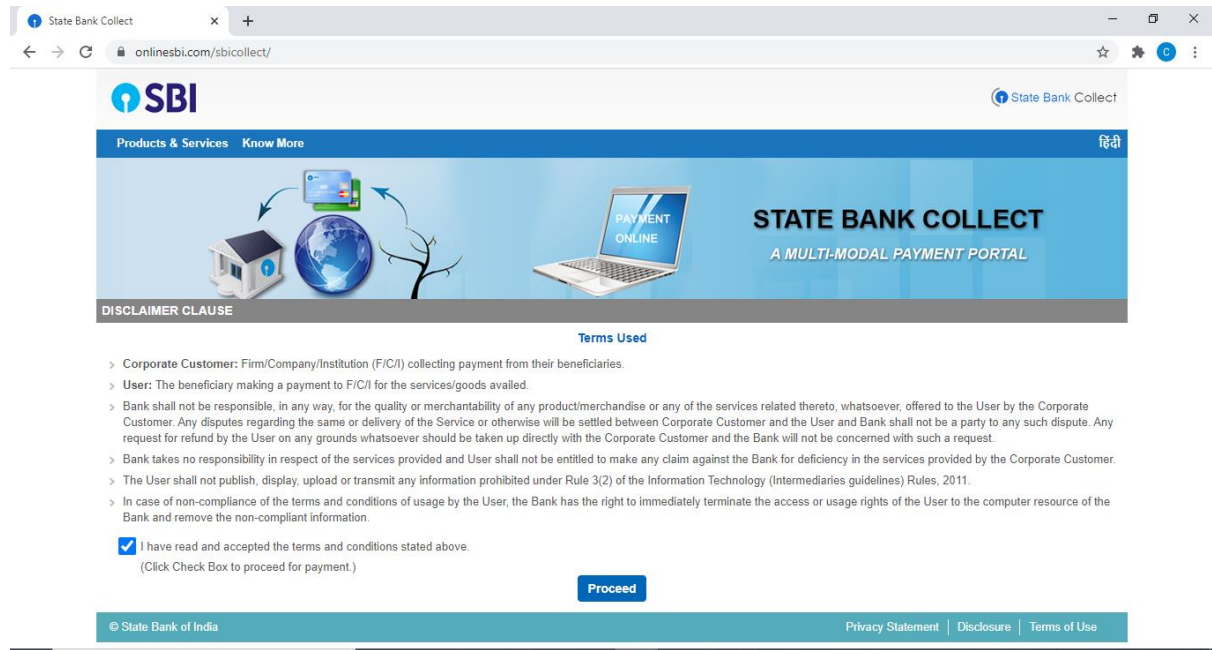


PAYMENT STEPS FOR IIFPT'S TWO WEEKS ONLINE INTERNSHIP PROGRAMME FOR STUDENTS ON FOOD PROCESSING TECHNOLOGY: ADVANCES & APPLICATIONS REGISTRATION

Step 1: Open SBI Collect in your browser. Link:

<https://www.onlinesbi.com/sbicollect/collecthome.htm>

Accept the terms and conditions and click **“Proceed”**

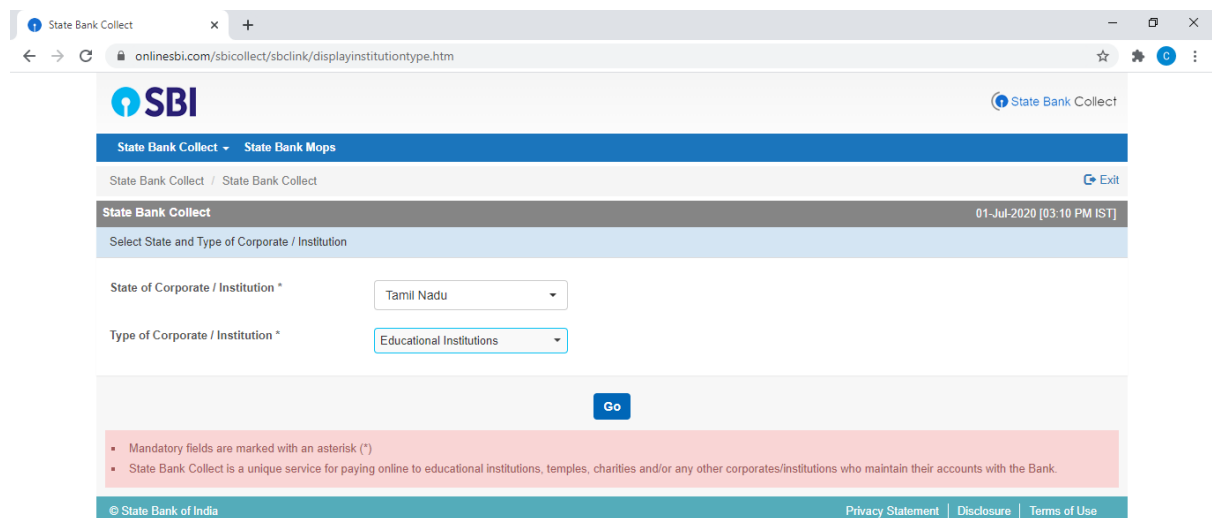


The screenshot shows the State Bank Collect homepage. The header includes the SBI logo and the text "State Bank Collect". Below the header is a navigation bar with "Products & Services" and "Know More". The main banner features a globe, a laptop with "PAYMENT ONLINE" on the screen, and the text "STATE BANK COLLECT A MULTI-MODAL PAYMENT PORTAL". Below the banner is a "DISCLAIMER CLAUSE" section with a "Terms Used" link. The disclaimer text includes:

- > **Corporate Customer:** Firm/Company/Institution (F/C/I) collecting payment from their beneficiaries.
- > **User:** The beneficiary making a payment to F/C/I for the services/goods availed.
- > Bank shall not be responsible, in any way, for the quality or merchantability of any product/merchandise or any of the services related thereto, whatsoever, offered to the User by the Corporate Customer. Any disputes regarding the same or delivery of the Service or otherwise will be settled between Corporate Customer and the User and Bank shall not be a party to any such dispute. Any request for refund by the User on any grounds whatsoever should be taken up directly with the Corporate Customer and the Bank will not be concerned with such a request.
- > Bank takes no responsibility in respect of the services provided and User shall not be entitled to make any claim against the Bank for deficiency in the services provided by the Corporate Customer.
- > The User shall not publish, display, upload or transmit any information prohibited under Rule 3(2) of the Information Technology (Intermediaries guidelines) Rules, 2011.
- > In case of non-compliance of the terms and conditions of usage by the User, the Bank has the right to immediately terminate the access or usage rights of the User to the computer resource of the Bank and remove the non-compliant information.

Below the disclaimer is a checkbox with the text "I have read and accepted the terms and conditions stated above. (Click Check Box to proceed for payment.)" and a "Proceed" button. The footer includes "© State Bank of India" and links for "Privacy Statement", "Disclosure", and "Terms of Use".

Step 2: Select State of Corporate / Institution as **“Tamil Nadu”** and Type of Corporate / Institution as **“Educational Institutions”**. Then click **“Go”**



The screenshot shows the State Bank Collect form for selecting state and institution type. The header includes the SBI logo and the text "State Bank Collect". Below the header is a navigation bar with "State Bank Collect" and "State Bank Mops". The main content area is titled "Select State and Type of Corporate / Institution" and contains two dropdown menus:

- State of Corporate / Institution *: Tamil Nadu
- Type of Corporate / Institution *: Educational Institutions

Below the dropdown menus is a "Go" button. A red box contains the following text:

- Mandatory fields are marked with an asterisk (*)
- State Bank Collect is a unique service for paying online to educational institutions, temples, charities and/or any other corporates/institutions who maintain their accounts with the Bank.

The footer includes "© State Bank of India" and links for "Privacy Statement", "Disclosure", and "Terms of Use".

Step 3: Select Educational Institutions Name as “**INDIAN INSTITUTE OF FOOD PROCESSING TECHNOLOGY**” and click “**Submit**”.

The screenshot shows the SBI State Bank Collect website interface. The browser address bar displays 'onlinesbi.com/sbicollect/payment/listinstitution.htm'. The page header includes the SBI logo and 'State Bank Collect'. Below the header, there are navigation links for 'State Bank Collect' and 'State Bank Mops'. The main content area is titled 'Select from Educational Institutions'. A dropdown menu for 'Educational Institutions Name' is open, showing 'INDIAN INSTITUTE OF FOOD PROCESS...'. Below the dropdown are 'Submit' and 'Back' buttons. A red banner at the bottom of the form area contains the text: 'Mandatory fields are marked with an asterisk (*)'. The footer includes '© State Bank of India' and links for 'Privacy Statement', 'Disclosure', and 'Terms of Use'.

Step 4: select Select Payment Category as “**Students Online Two Weeks Internship**”

The screenshot shows the SBI State Bank Collect website interface. The browser address bar displays 'onlinesbi.com/sbicollect/payment/listcategory.htm'. The page header includes the SBI logo and 'State Bank Collect'. Below the header, there are navigation links for 'State Bank Collect' and 'State Bank Mops'. The main content area is titled 'Select Payment Category'. A dropdown menu is open, showing various categories, with 'Students Online Two Weeks Internship' selected. Below the dropdown are 'Submit' and 'Back' buttons. A red banner at the bottom of the form area contains the text: 'Mandatory fields are marked with an asterisk (*)', 'The payment structure document if available will contain detailed instructions about the online payment process.', and 'Date specified(if any) should be in the format of 'ddmmyyyy'. Eg., 02082008'. The footer includes '© State Bank of India' and links for 'Privacy Statement', 'Disclosure', and 'Terms of Use'.

Step 5: Fill the form with your details and proceed the payment.

State Bank Collect


onlinesbi.com/sbicollect/payment/showpaymentdetails.htm

State Bank Collect

State Bank Collect / State Bank Mops

State Bank Collect / State Bank Collect

State Bank Collect 05-Aug-2021 [06:09 PM IST]

 INDIAN INSTITUTE OF FOOD PROCESSING TECHNOLOGY
PUDUKOTTAI ROAD THANJAVUR TAMIL NADU , , THANJAVUR-613005

Provide details of payment

Select Payment Category * Students Online Two Weeks

Name *

Father Name *

Email ID *

Mobile Number *

Profession *

Organisation *

Type here to search

18:09 05-08-2021

State Bank Collect

onlinesbi.com/sbicollect/payment/showpaymentdetails.htm

Organisation *

Town *

State *


Students Internship Fee * 2950 Fixed-Rs.2950

Remarks

- Keep Receipt Safely
- Stay Home Stay Safe

Please enter your Name, Date of Birth (For Personal Banking) / Incorporation (For Corporate Banking) & Mobile Number. This is required to reprint your e-receipt / remittance(PAP) form, if the need arises.

Name *

Date Of Birth / Incorporation * 

Mobile Number *

Email Id

Enter the text as shown in the image * 76045

Remarks

- Keep Receipt Safely
- Stay Home Stay Safe

Please enter your Name, Date of Birth (For Personal Banking) / Incorporation (For Corporate Banking) & Mobile Number. This is required to reprint your e-receipt / remittance(PAP) form, if the need arises.

Name *

Date Of Birth / Incorporation * 

Mobile Number *

Email Id

Enter the text as shown in the image * **76045**

[Submit](#) [Reset](#) [Back](#)

- Mandatory fields are marked with an asterisk (*)
- The payment structure document if available will contain detailed instructions about the online payment process.
- Date specified(if any) should be in the format of 'ddmmyyyy'. Eg., 02082008
- For Amount fields, only numbers are allowed and for free text fields (mandatory), following special characters are allowed: . / @ - _ &