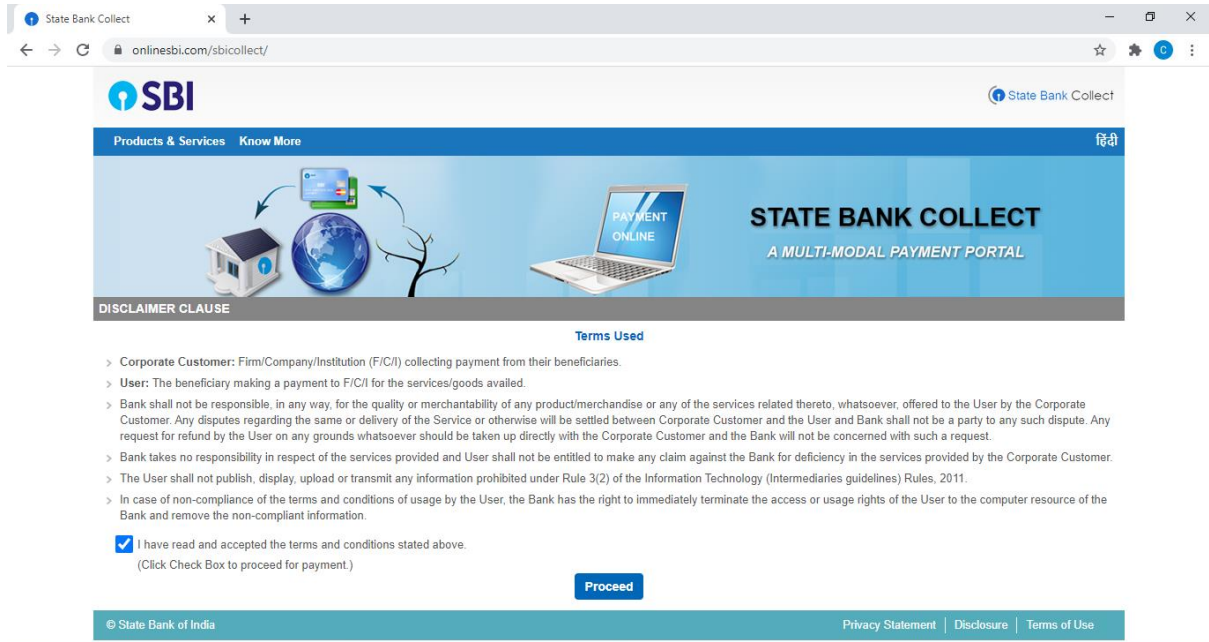


PAYMENT STEPS FOR IIFPT'S RECRUITMENT FEE FOR FACULTY POSITIONS

Step 1: Open SBI Collect in your browser. Link:

<https://www.onlinesbi.com/sbcollect/icollecthome.htm>

Accept the terms and conditions and click **“Proceed”**

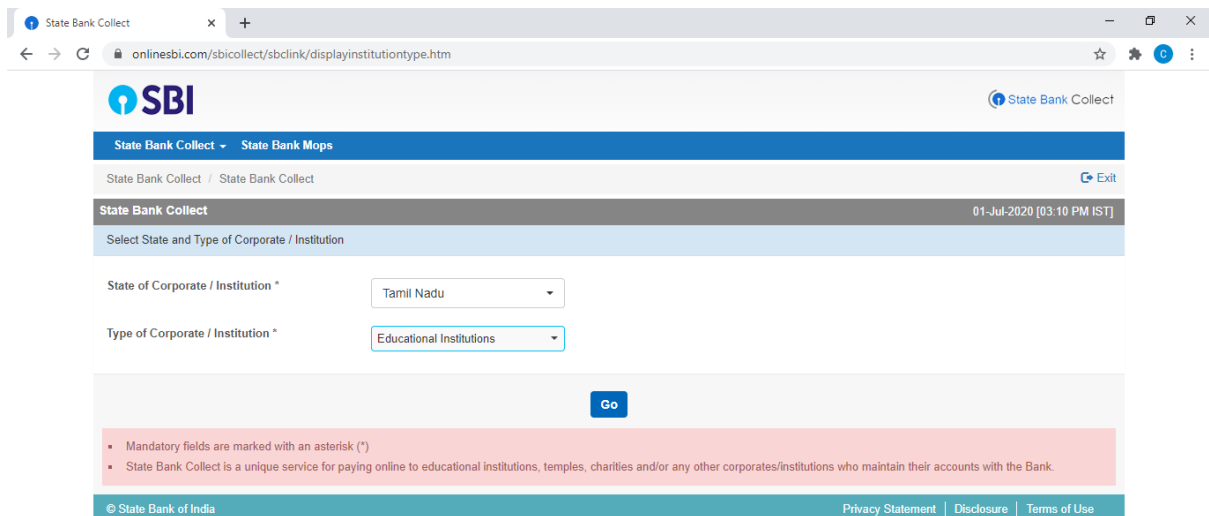


The screenshot shows the State Bank Collect homepage. The header includes the SBI logo and navigation links for 'Products & Services' and 'Know More'. The main banner features the text 'STATE BANK COLLECT A MULTI-MODAL PAYMENT PORTAL' with an image of a laptop displaying 'PAYMENT ONLINE'. Below the banner, there is a 'DISCLAIMER CLAUSE' section with a 'Terms Used' link. The disclaimer text includes:

- > Corporate Customer: Firm/Company/Institution (F/C/I) collecting payment from their beneficiaries.
- > User: The beneficiary making a payment to F/C/I for the services/goods availed.
- > Bank shall not be responsible, in any way, for the quality or merchantability of any product/merchandise or any of the services related thereto, whatsoever, offered to the User by the Corporate Customer. Any disputes regarding the same or delivery of the Service or otherwise will be settled between Corporate Customer and the User and Bank shall not be a party to any such dispute. Any request for refund by the User on any grounds whatsoever should be taken up directly with the Corporate Customer and the Bank will not be concerned with such a request.
- > Bank takes no responsibility in respect of the services provided and User shall not be entitled to make any claim against the Bank for deficiency in the services provided by the Corporate Customer.
- > The User shall not publish, display, upload or transmit any information prohibited under Rule 3(2) of the Information Technology (Intermediaries guidelines) Rules, 2011.
- > In case of non-compliance of the terms and conditions of usage by the User, the Bank has the right to immediately terminate the access or usage rights of the User to the computer resource of the Bank and remove the non-compliant information.

Below the disclaimer, there is a checked checkbox with the text: 'I have read and accepted the terms and conditions stated above. (Click Check Box to proceed for payment.)' and a blue 'Proceed' button.

Step 2: Select State of Corporate / Institution as **“Tamil Nadu”** and Type of Corporate / Institution as **“Educational Institutions”**. Then click **“Go”**



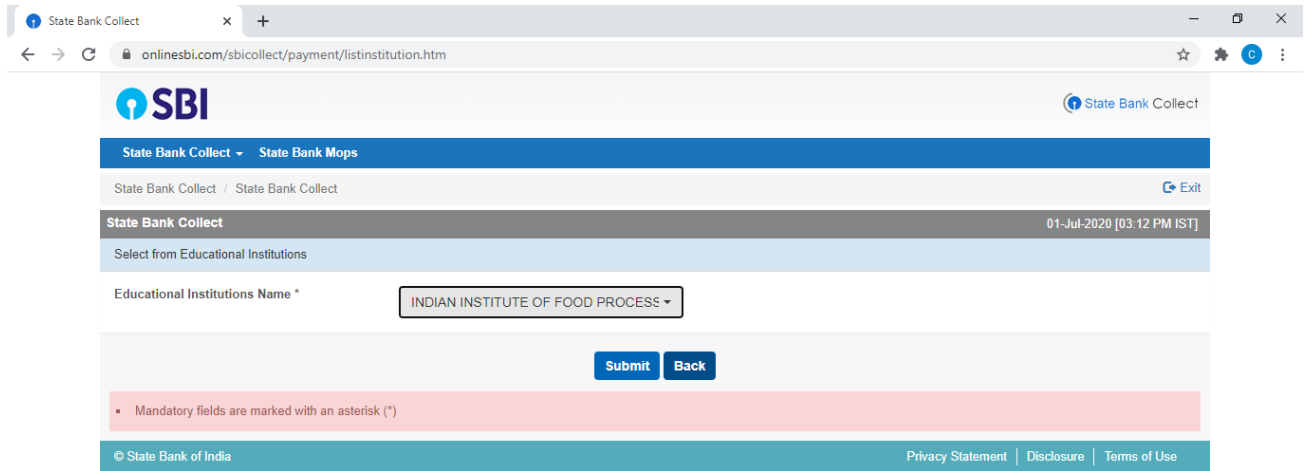
The screenshot shows the State Bank Collect form for selecting the State and Type of Corporate / Institution. The form is titled 'State Bank Collect - State Bank Mops' and includes a breadcrumb trail 'State Bank Collect / State Bank Collect'. The form contains two dropdown menus:

- State of Corporate / Institution *: Tamil Nadu
- Type of Corporate / Institution *: Educational Institutions

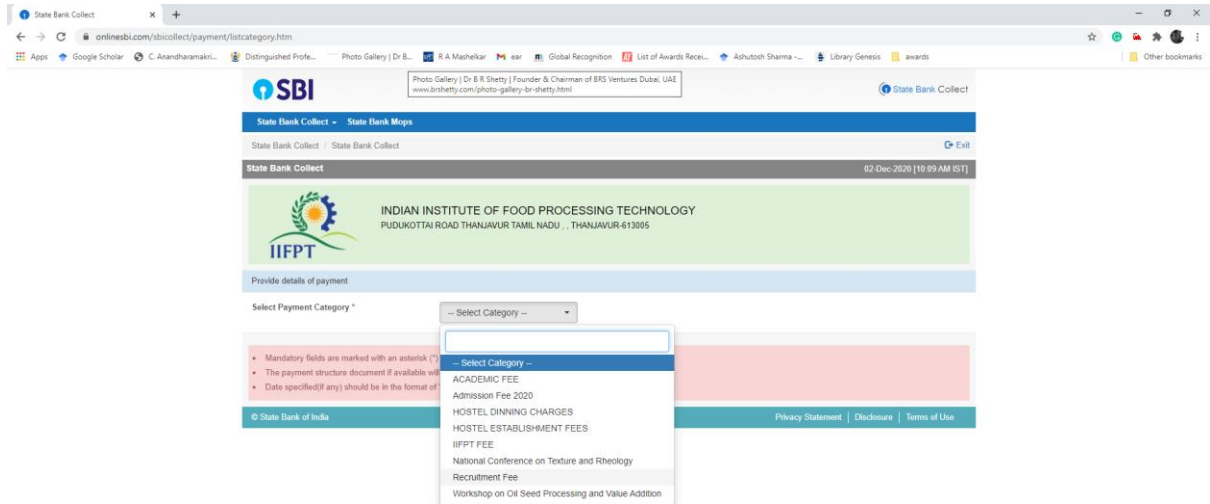
Below the dropdown menus, there is a blue 'Go' button. A red warning box at the bottom of the form contains the following text:

- Mandatory fields are marked with an asterisk (*)
- State Bank Collect is a unique service for paying online to educational institutions, temples, charities and/or any other corporates/institutions who maintain their accounts with the Bank.

Step 3: Select Educational Institutions Name as “**INDIAN INSTITUTE OF FOOD PROCESSING TECHNOLOGY**” and click “**Submit**”.



Step 4: select “Select Payment Category” as “**Recruitment Fee**”



Step 5: Fill the form with your details and proceed the payment.

The screenshot shows the 'State Bank Collect' payment details page for the Indian Institute of Food Processing Technology (IIFPT). The page header includes the SBI logo and the text 'State Bank Collect'. Below the header, the IIFPT logo and name are displayed, along with the address: 'INDIAN INSTITUTE OF FOOD PROCESSING TECHNOLOGY, PUDUKOTTAI ROAD THANJAVUR TAMIL NADU, THANJAVUR-613005'. The main section is titled 'Provide details of payment' and contains the following fields:

- Select Payment Category * (Dropdown menu with 'Recruitment Fee' selected)
- Name * (Text input field)
- Father Name * (Text input field)
- Gender * (Text input field)
- Date of Birth * (Date picker)
- Email ID * (Text input field)
- Mobile Number * (Text input field)
- Recruitment Fee * (Text input field with '500' entered and 'Fixed-Rs.500' label)
- Remarks (Text area)

Below the form, there are instructions: 'Please enter your Name, Date of Birth (For Personal Banking) / Incorporation (For Corporate Banking) & Mobile Number. This is required to reprint your e-receipt / remittance(PAP) form, if the need arises.' At the bottom, there are 'Submit', 'Reset', and 'Back' buttons.

This screenshot shows the same payment details form as above, but with a CAPTCHA challenge. The CAPTCHA text is 'D4F4E'. The form fields are:

- Name * (Text input field)
- Father Name * (Text input field)
- Gender * (Text input field)
- Date of Birth * (Date picker)
- Email ID * (Text input field)
- Mobile Number * (Text input field)
- Recruitment Fee * (Text input field with '500' entered and 'Fixed-Rs.500' label)
- Remarks (Text area)

Below the form, there are instructions: 'Please enter your Name, Date of Birth (For Personal Banking) / Incorporation (For Corporate Banking) & Mobile Number. This is required to reprint your e-receipt / remittance(PAP) form, if the need arises.' Below the instructions, there are three input fields: 'Name *', 'Date Of Birth / Incorporation *', and 'Mobile Number *'. Below these is a CAPTCHA input field with the text 'Enter the text as shown in the image *' and the CAPTCHA image showing 'D4F4E'. At the bottom, there are 'Submit', 'Reset', and 'Back' buttons.

Below the form, there are instructions: 'Please enter your Name, Date of Birth (For Personal Banking) / Incorporation (For Corporate Banking) & Mobile Number. This is required to reprint your e-receipt / remittance(PAP) form, if the need arises.'

Below the instructions, there are three input fields: 'Name *', 'Date Of Birth / Incorporation *', and 'Mobile Number *'. Below these is a CAPTCHA input field with the text 'Enter the text as shown in the image *' and the CAPTCHA image showing 'D4F4E'. At the bottom, there are 'Submit', 'Reset', and 'Back' buttons.

Below the form, there are instructions: 'Please enter your Name, Date of Birth (For Personal Banking) / Incorporation (For Corporate Banking) & Mobile Number. This is required to reprint your e-receipt / remittance(PAP) form, if the need arises.'

Below the instructions, there are three input fields: 'Name *', 'Date Of Birth / Incorporation *', and 'Mobile Number *'. Below these is a CAPTCHA input field with the text 'Enter the text as shown in the image *' and the CAPTCHA image showing 'D4F4E'. At the bottom, there are 'Submit', 'Reset', and 'Back' buttons.