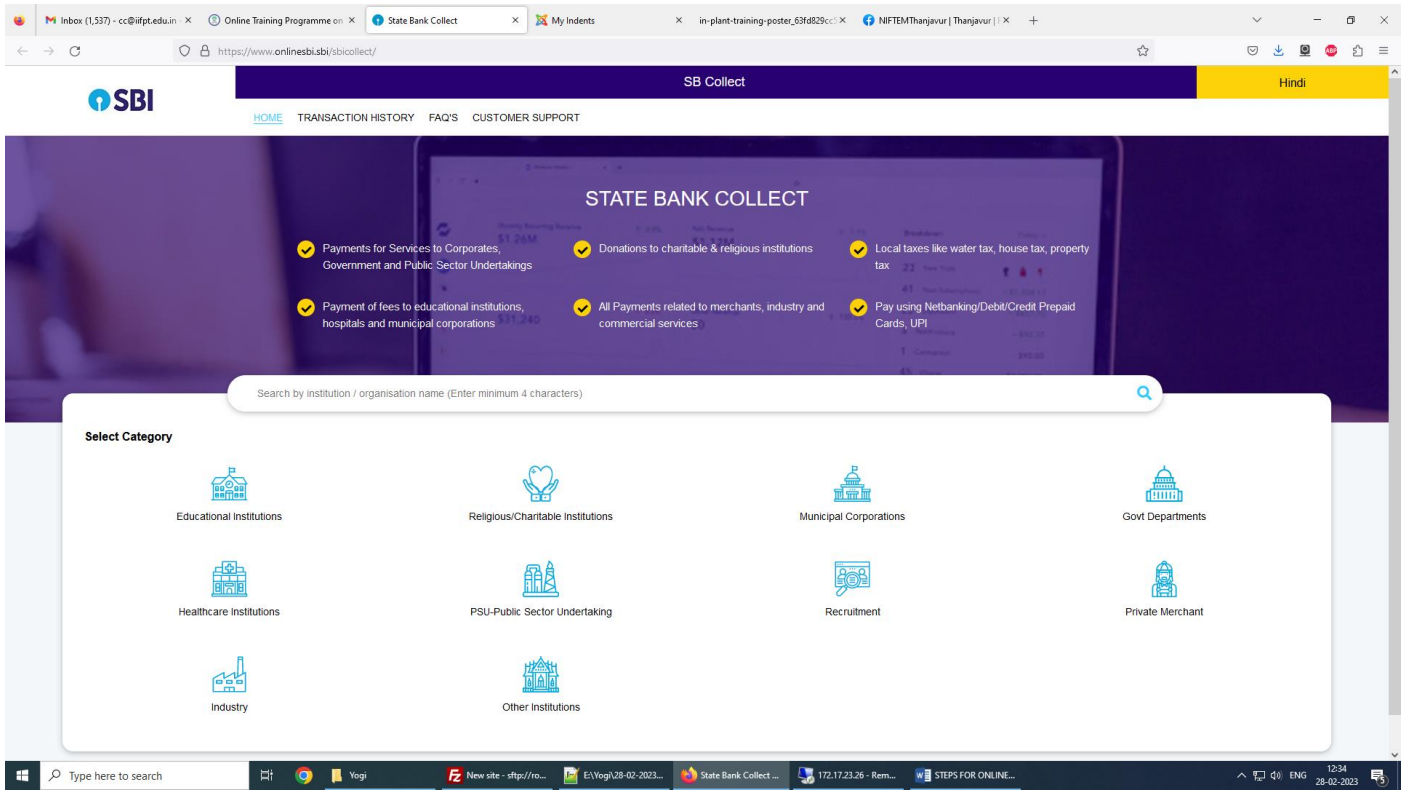


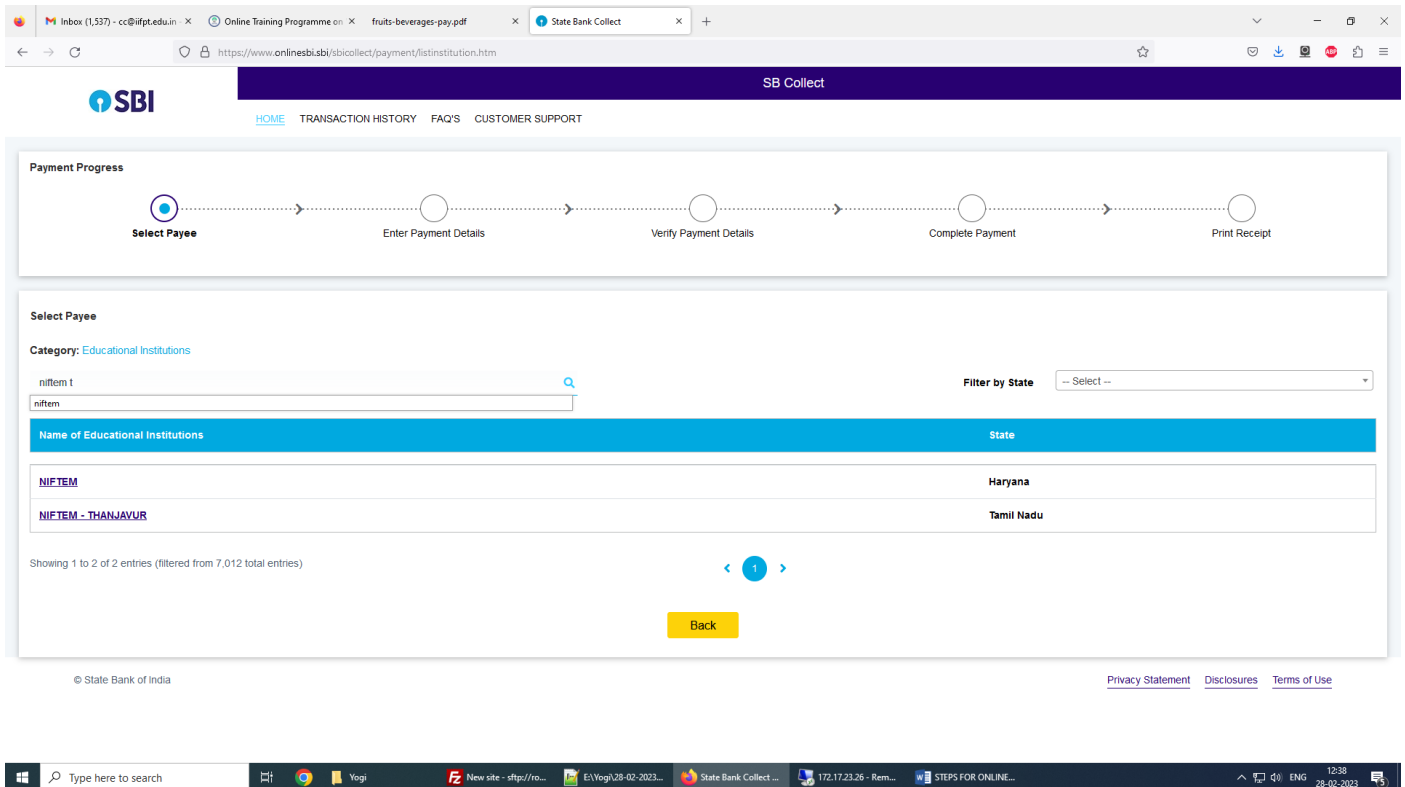
# Steps for One Day Online Training Programme on High Voltage Pulse Electric Field (PEF) In Food Processing & Preservation

Step 1: Open SBI Collect in your browser. Link: <https://www.onlinesbi.com/sbcollect/icollecthome.htm>

Select “**Educational Institutions**”



Step 2: Select “Institution” as “**NIFTEM - Thanjavur**”.



### Step 3: Select "Payment Category" as "Training - High Voltage Pulse Electric Field"

The screenshot shows the SBI SB Collect website interface. At the top, there is a navigation bar with the SBI logo and links for HOME, TRANSACTION HISTORY, FAQ'S, and CUSTOMER SUPPORT. Below this is a 'Payment Progress' section with a horizontal timeline showing five steps: Select Payee (completed), Enter Payment Details (current step), Verify Payment Details, Complete Payment, and Print Receipt. The main content area is titled 'Enter Payment Details' and features a 'Payment Category' dropdown menu. The dropdown is open, displaying a list of categories: Admission Application Fee, Hands on Training - SEM and XRD for Foods, Training - High Voltage Pulse Electric Field (highlighted), Training - Ultraviolet Treatment for Cut Fruits, Recruitment Fee, and Short Course on Entrepreneurship Development. A yellow 'Back' button is located to the right of the dropdown. At the bottom of the page, there is a copyright notice for State Bank of India and links for Privacy Statement, Disclosures, and Terms of Use.

### Step 5: Fill the form with your details and proceed the payment

The screenshot shows the SBI SB Collect website interface, similar to the previous one. The 'Payment Category' dropdown is now closed and displays 'Training - High Voltage Pulse Electric Field'. Below the dropdown is a form with several input fields, each with a red asterisk indicating it is required. The fields are: Name \*, Father Name \*, Mobile Number \*, Email ID \*, Profession \*, Organisation \*, Town \*, and State \*. Each field has a corresponding horizontal line for text entry. The rest of the page layout, including the navigation bar, payment progress timeline, and footer, remains the same as in the previous screenshot.

**State \*** \_\_\_\_\_

**Online Training Fee \*** 590  
Fixed:Rs.590

**Remarks :** \_\_\_\_\_

• Keep The Receipt Safely

**Enter Your Details**

**Individual**     Organisation / Corporate

**Name \*** \_\_\_\_\_


**Date of Birth \*** [dd/mm/yyyy] \_\_\_\_\_

**Mobile No \*** \_\_\_\_\_  
On successful completion of payment,you will receive the transaction reference number on this mobile number

**Email ID :** \_\_\_\_\_  
On successful completion of payment, you will receive the transaction reference number on this email ID

I have read and agreed to the [Terms & Conditions](#)

**Enter the text as shown in the image :** \_\_\_\_\_



Select one of the Captcha options \*

- Image Captcha
- Audio Captcha

[Back](#)   [Reset](#)   [Next](#)